

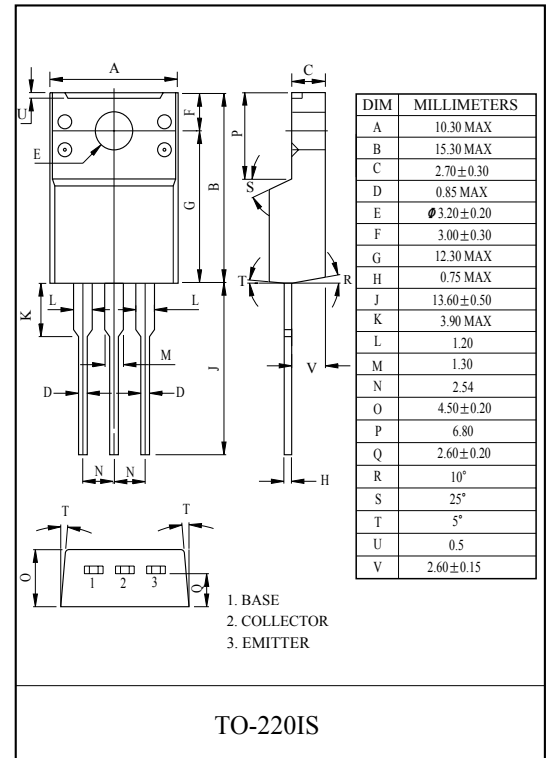
HIGH VOLTAGE APPLICATION  
TV, MONITOR VERTICAL OUTPUT APPLICATION  
DRIVER STAGE APPLICATION  
COROR TV CLASS B SOUND OUTPUT APPLICATION

### FEATURES

- High Breakdown Voltage :  $V_{CEO}=180V(\text{Min.})$
- High Transition Frequency :  $f_T=100\text{MHz}(\text{Typ.})$
- High Current :  $I_{C(\text{max})}=2A.$
- Complementary to KTB1369.

### MAXIMUM RATING (Ta=25°C)

CHARACTERISTIC	SYMBOL	RATING	UNIT
Collector-Base Voltage	$V_{CBO}$	200	V
Collector-Emitter Voltage	$V_{CEO}$	180	V
Emitter-Base Voltage	$V_{EBO}$	5	V
Collector Current	$I_C$	2	A
Base Current	$I_B$	0.2	A
Collector Power Dissipation (Tc=25°C)	$P_C$	20	W
Junction Temperature	$T_j$	150	°C
Storage Temperature Range	$T_{stg}$	-55 ~ 150	°C



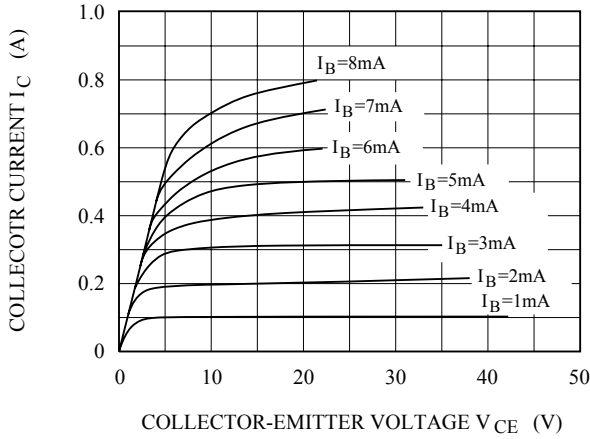
### ELECTRICAL CHARACTERISTICS (Ta=25°C)

CHARACTERISTIC	SYMBOL	TEST CONDITION	MIN.	TYP.	MAX.	UNIT
Collector Cut-off Current	$I_{CBO}$	$V_{CB}=200V, I_E=0$	-	-	1.0	$\mu A$
Emitter Cut-off Current	$I_{EBO}$	$V_{EB}=5V, I_C=0$	-	-	1.0	$\mu A$
Collector-Emitter Breakdown Voltage	$V_{(BR)CEO}$	$I_C=10mA, I_B=0$	180	-	-	V
DC Current Gain	$h_{FE}$	$V_{CE}=10V, I_C=400mA$	70	-	240	
Collector-Emitter Saturation Voltage	$V_{CE(sat)}$	$I_C=500mA, I_B=50mA$	-	-	1.0	V
Base-Emitter Voltage	$V_{BE}$	$V_{CE}=5V, I_C=500mA$	-	-	1.0	V
Transition Frequency	$f_T$	$V_{CE}=10V, I_C=400mA$	-	100	-	MHz

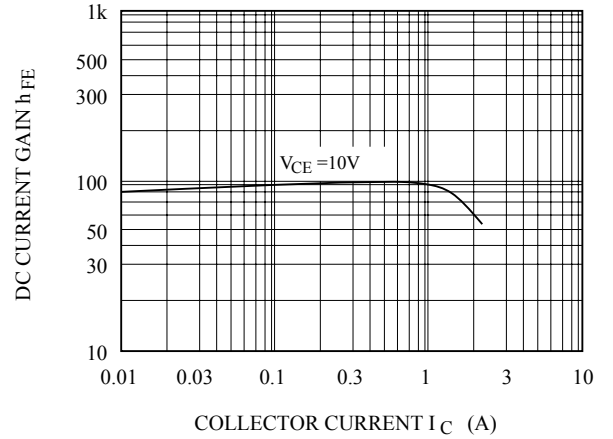
Note :  $h_{FE}$  Classification O:70 ~ 140 , Y:120 ~ 240

# KTD2061

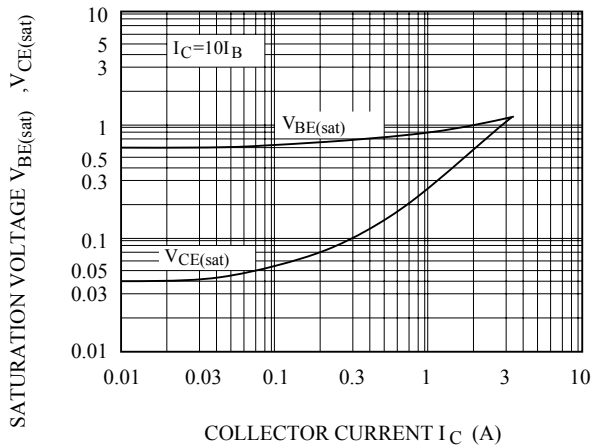
$I_C - V_{CE}$



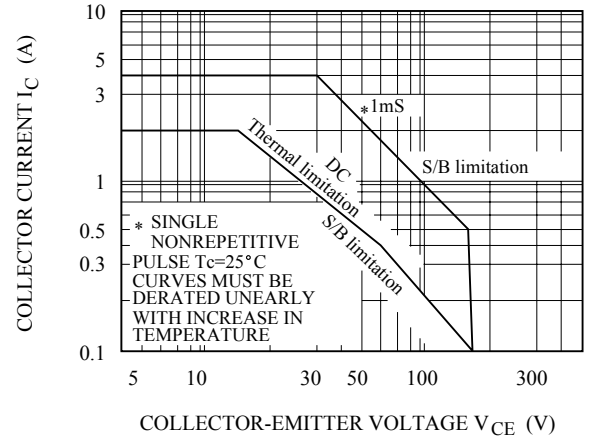
$h_{FE} - I_C$



$V_{CE(sat)}, V_{BE(sat)} - I_C$



SAFE OPERATING AREA



$P_c - T_a$

