

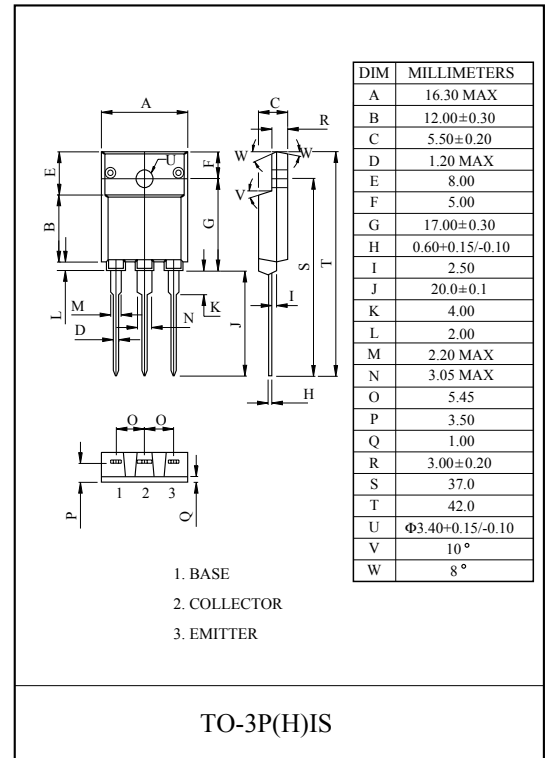
HIGH POWER AMPLIFIER APPLICATION.

### FEATURES

- Recommended for 45 ~ 50W Audio Frequency Amplifier Output Stage.
- Complementary to KTB778.

### MAXIMUM RATING (Ta=25°C)

CHARACTERISTIC	SYMBOL	RATING	UNIT
Collector-Base Voltage	$V_{CB0}$	120	V
Collector-Emitter Voltage	$V_{CE0}$	120	V
Emitter-Base Voltage	$V_{EBO}$	5	V
Collector Current	$I_C$	10	A
Base Current	$I_B$	1	A
Collector Power Dissipation (Tc=25°C)	$P_C$	80	W
Junction Temperature	$T_j$	150	°C
Storage Temperature Range	$T_{stg}$	-55 ~ 150	°C



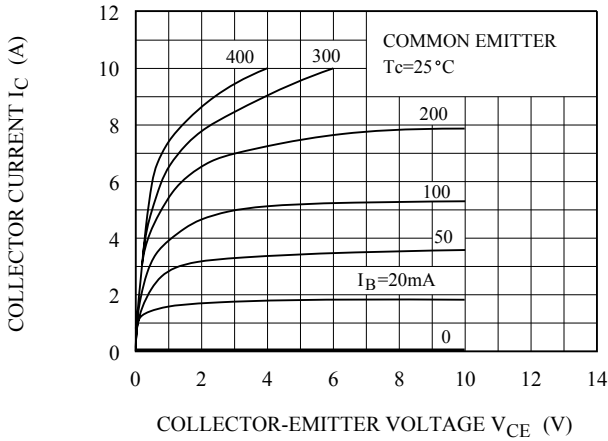
### ELECTRICAL CHARACTERISTICS (Ta=25°C)

CHARACTERISTIC	SYMBOL	TEST CONDITION	MIN.	TYP.	MAX.	UNIT
Collector Cut-off Current	$I_{CBO}$	$V_{CB}=120V, I_E=0$	-	-	10	μA
Emitter Cut-off Current	$I_{EBO}$	$V_{EB}=5V, I_C=0$	-	-	10	μA
Collector-Emitter Breakdown Voltage	$V_{(BR)CEO}$	$I_C=50mA, I_B=0$	120	-	-	V
DC Current Gain	$h_{FE}$ (Note)	$V_{CE}=5V, I_C=1A$	55	-	160	
Collector-Emitter Saturation Voltage	$V_{CE(sat)}$	$I_C=5A, I_B=0.5A$	-	-	2.5	V
Base-Emitter Voltage	$V_{BE}$	$V_{CE}=5V, I_C=5A$	-	-	1.5	V
Transition Frequency	$f_T$	$V_{CE}=5V, I_C=1A$	-	12	-	MHz
Collector Output Capacitance	$C_{ob}$	$V_{CB}=10V, I_E=0, f=1MHz$	-	170	-	pF

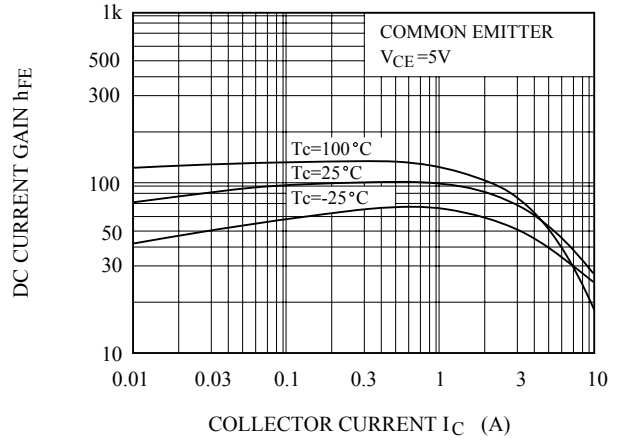
Note :  $h_{FE}$  Classification R:55 ~ 110, O:80 ~ 160

# KTD998

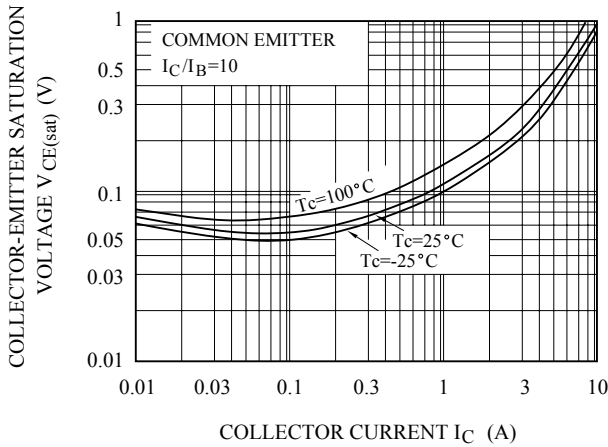
$I_C - V_{CE}$



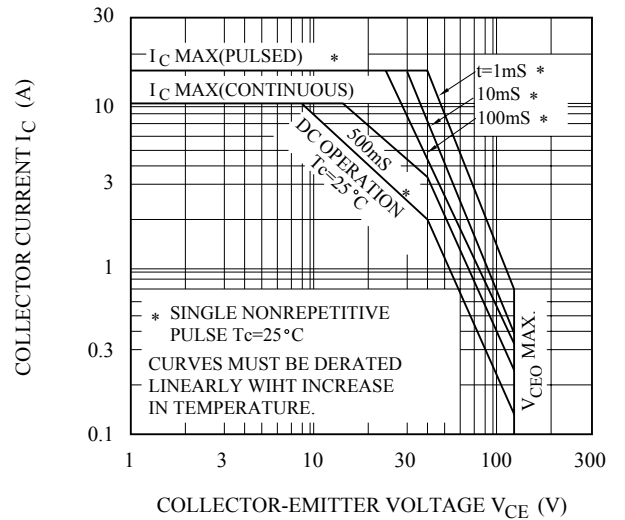
$h_{FE} - I_C$



$V_{CE(sat)} - I_C$



SAFE OPERATING AREA



$P_c - T_a$

