

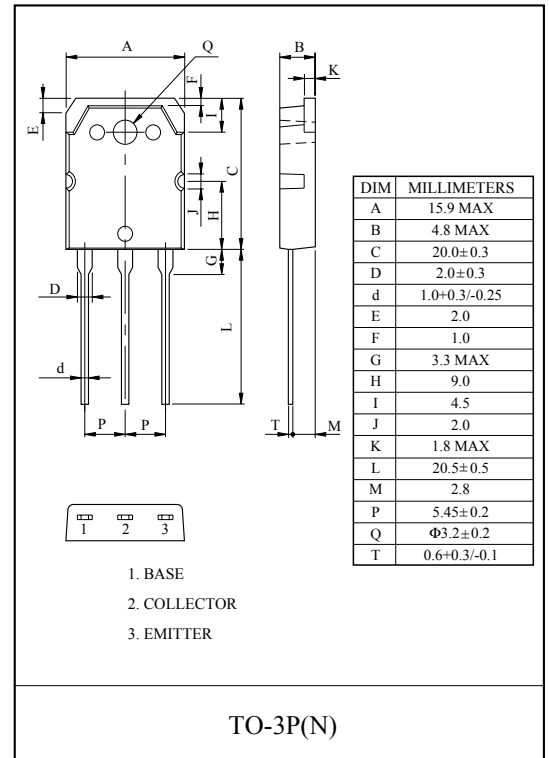
HIGH POWER AMPLIFIER APPLICATION.

### FEATURES

- Recommended for 75W Audio Frequency Amplifier Output Stage.
- Complementary to TIP35C.
- $I_{cmax}:-25A$ .

### MAXIMUM RATING (Ta=25°C)

CHARACTERISTIC	SYMBOL	RATING	UNIT
Collector-Base Voltage	$V_{CBO}$	-100	V
Collector-Emitter Voltage	$V_{CEO}$	-100	V
Emitter-Base Voltage	$V_{EBO}$	-5	V
Collector Current	$I_C$	-25	A
Base Current	$I_B$	-5.0	A
Collector Power Dissipation (Tc=25°C)	$P_C$	125	W
Junction Temperature	$T_j$	150	°C
Storage Temperature Range	$T_{stg}$	-55 ~ 150	°C



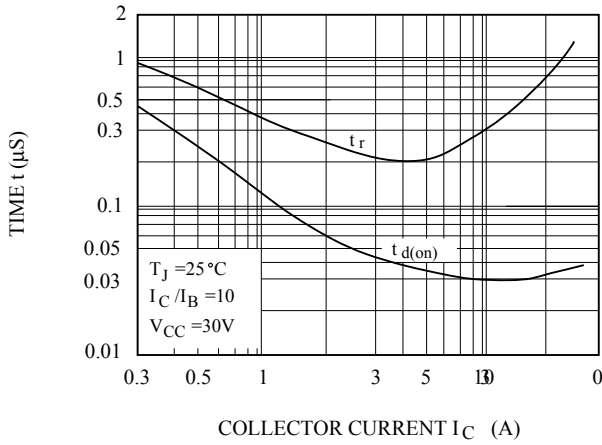
### ELECTRICAL CHARACTERISTICS (Ta=25°C)

CHARACTERISTIC	SYMBOL	TEST CONDITION	MIN.	TYP.	MAX.	UNIT
Collector Cut-off Current	$I_{CBO}$	$V_{CB}=-100V, I_E=0$	-	-	-10	$\mu A$
Emitter Cut-off Current	$I_{EBO}$	$V_{EB}=-5V, I_C=0$	-	-	-10	$\mu A$
Collector-emitter Breakdown Voltage	$V_{(BR)CEO}$	$I_C=-50mA, I_B=0$	-100	-	-	V
DC Current Gain	$h_{FE(1)}$ (Note)	$V_{CE}=-5V, I_C=-1.5A$	55	-	160	
	$h_{FE(2)}$	$V_{CE}=-4V, I_C=-15A$	15	-	-	
Collector-Emitter Saturation Voltage	$V_{CE(sat)(1)}$	$I_C=-15A, I_B=-1.5A$	-	-	-1.8	V
	$V_{CE(sat)(2)}$	$I_C=-25A, I_B=-5.0A$	-	-	-4.0	
Base-Emitter Voltage	$V_{BE}$	$V_{CE}=-5V, I_C=-5A$	-	-	-1.5	V
Transition Frequency	$f_T$	$V_{CE}=-5V, I_C=-1A$	3.0	-	-	MHz

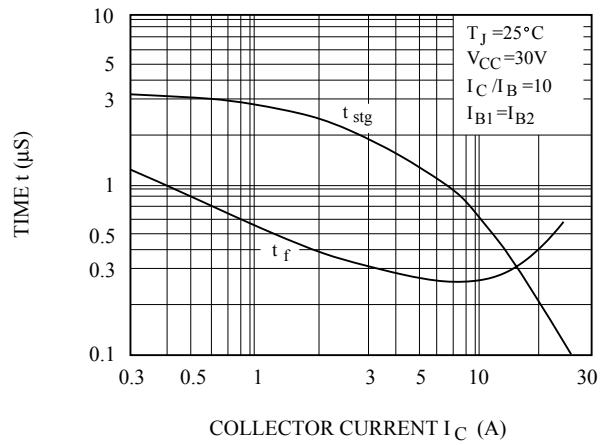
Note :  $h_{FE(1)}$  Classification R:55~110, O:80~160

# TIP36C

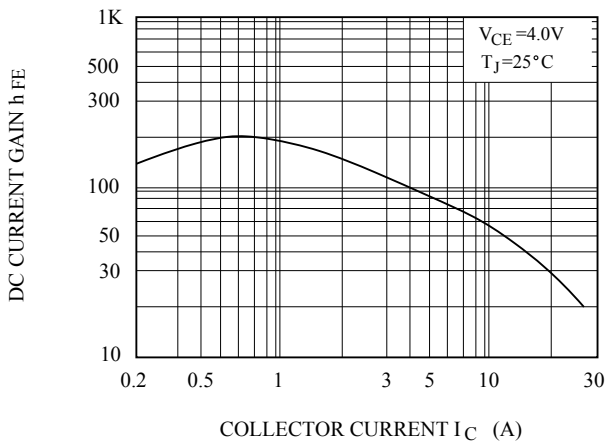
SWITCHING CHARACTERISTICS



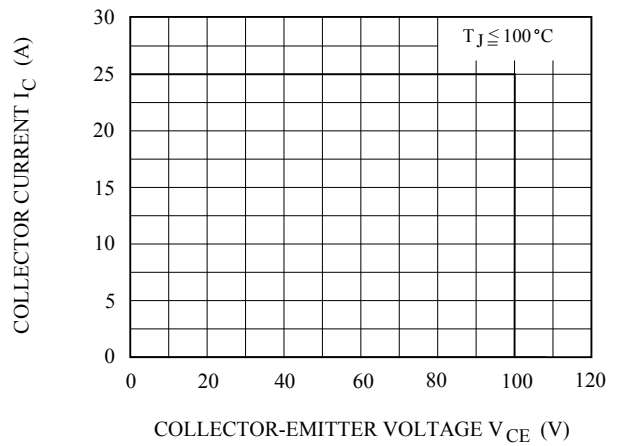
SWITCHING CHARACTERISTICS



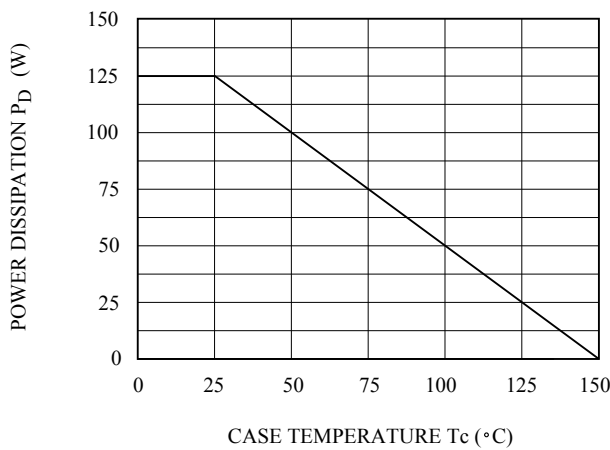
$h_{FE} - I_C$



REVERSE BIAS SAFE OPERATING AREA



$P_D - T_c$



FORWARD BIAS SAFE OPERATING AREA

