

TOSHIBA Rectifier Silicon Diffused Type

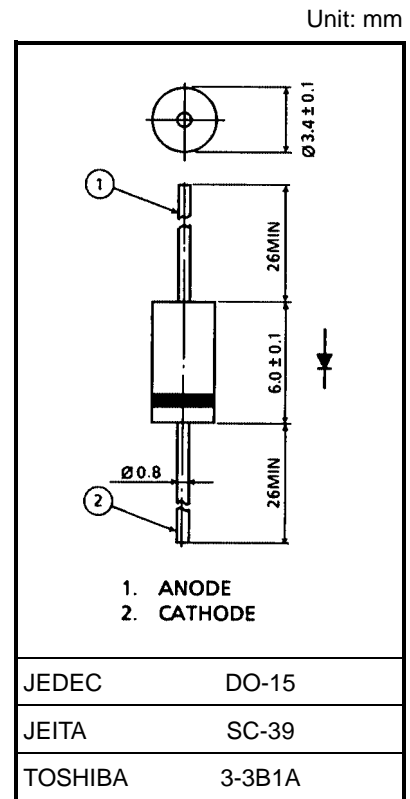
1S1834,1S1835

High Speed Rectifier Applications (fast recovery)

- Average Forward Current: $I_F (AV) = 1.0 \text{ A}$ ($T_a = 50^\circ\text{C}$)
- Repetitive Peak Reverse Voltage: $V_{RRM} = 400, 600 \text{ V}$
- Reverse Recovery Time: $t_{rr} (1) = 1.5 \mu\text{s}$
 $t_{rr} (2) = 0.35 \mu\text{s}$
- Plastic Mold Type.

Maximum Ratings ($T_a = 25^\circ\text{C}$)

Characteristics		Symbol	Rating	Unit
Repetitive peak reverse voltage	1S1834	V_{RRM}	400	V
	1S1835		600	
Reverse voltage (DC)	1S1834	V_R	300	V
	1S1835		500	
Average forward current ($T_a = 50^\circ\text{C}$)		$I_F (AV)$	1.0	A
Peak one cycle surge forward current (non repetitive)		I_{FSM}	60 (50 Hz)	A
			66 (60 Hz)	
Junction temperature		T_j	-40 to 125	$^\circ\text{C}$
Storage temperature range		T_{stg}	-40 to 125	$^\circ\text{C}$



Weight: 0.42 g (typ.)

Electrical Characteristics ($T_a = 25^\circ\text{C}$)

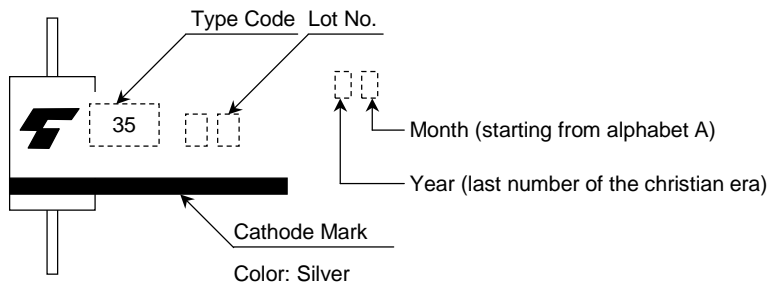
Characteristics	Symbol	Test Condition	Min	Typ.	Max	Unit
Peak forward voltage	V_{FM}	$I_{FM} = 1.5 \text{ A}$	—	—	1.2	V
Repetitive peak reverse current	$I_{RRM} (1)$	$V_{RRM} = \text{Rated}$	—	—	10	μA
	$I_{RRM} (2)$	$V_{RRM} = \text{Rated}, T_j = 125^\circ\text{C}$	—	—	500	
Reverse recovery time	$t_{rr} (1)$	$I_F = 20 \text{ mA}, I_R = 1 \text{ mA}$	—	—	1.5	μs
	$t_{rr} (2)$	$I_F = 20 \text{ mA}, I_R = 20 \text{ mA}$	—	—	0.35	
Forward recovery voltage	V_{fr}	$I_F = 0.1 \text{ A}, t_r = 100 \text{ ns}, t_w = 5 \mu\text{s}$	—	—	6	V

Note 1: Lead diameter not controlled in this zone to allow for flash, lead finish build-up, and minor irregularities other than slugs.

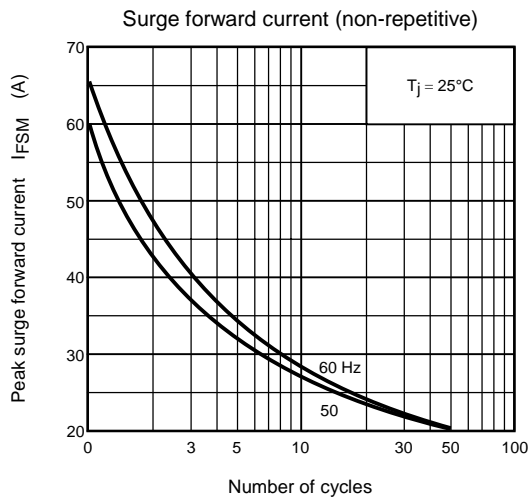
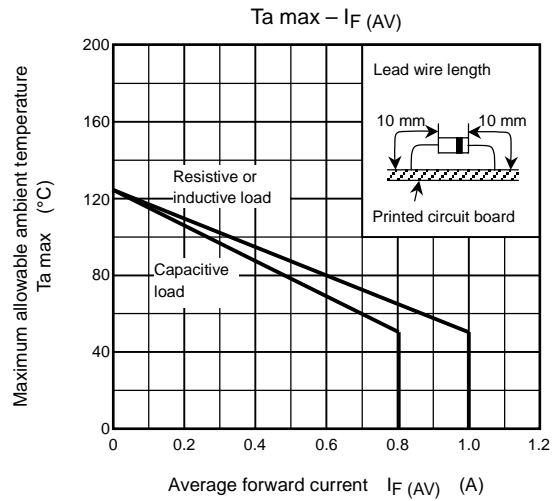
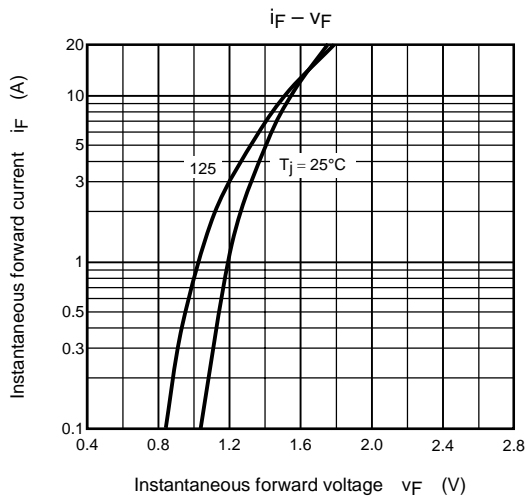
Note 2: Soldering: 5 mm is the minimum to be kept between case and soldering part.

Note 3: Lead bending: 5 mm is the minimum to be kept from the case when bend the lead wire.

Marking



Code	Type
34	1S1834
35	1S1835



RESTRICTIONS ON PRODUCT USE

000707EAA

- TOSHIBA is continually working to improve the quality and reliability of its products. Nevertheless, semiconductor devices in general can malfunction or fail due to their inherent electrical sensitivity and vulnerability to physical stress. It is the responsibility of the buyer, when utilizing TOSHIBA products, to comply with the standards of safety in making a safe design for the entire system, and to avoid situations in which a malfunction or failure of such TOSHIBA products could cause loss of human life, bodily injury or damage to property.
In developing your designs, please ensure that TOSHIBA products are used within specified operating ranges as set forth in the most recent TOSHIBA products specifications. Also, please keep in mind the precautions and conditions set forth in the "Handling Guide for Semiconductor Devices," or "TOSHIBA Semiconductor Reliability Handbook" etc..
- The TOSHIBA products listed in this document are intended for usage in general electronics applications (computer, personal equipment, office equipment, measuring equipment, industrial robotics, domestic appliances, etc.). These TOSHIBA products are neither intended nor warranted for usage in equipment that requires extraordinarily high quality and/or reliability or a malfunction or failure of which may cause loss of human life or bodily injury ("Unintended Usage"). Unintended Usage include atomic energy control instruments, airplane or spaceship instruments, transportation instruments, traffic signal instruments, combustion control instruments, medical instruments, all types of safety devices, etc.. Unintended Usage of TOSHIBA products listed in this document shall be made at the customer's own risk.
- The information contained herein is presented only as a guide for the applications of our products. No responsibility is assumed by TOSHIBA CORPORATION for any infringements of intellectual property or other rights of the third parties which may result from its use. No license is granted by implication or otherwise under any intellectual property or other rights of TOSHIBA CORPORATION or others.
- The information contained herein is subject to change without notice.