

TLP797J

TELECOMMUNICATION
 MEASUREMENT INSTRUMENTATION
 FA

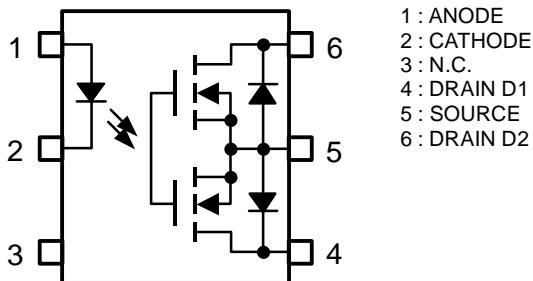
The TOSHIBA TLP797J consists of an aluminum gallium arsenide infrared emitting diode optically coupled to a photo-MOS FET in a six lead plastic DIP package (DIP6).

The TLP797J is a bi-directional switch can replace mechanical relays in many applications.

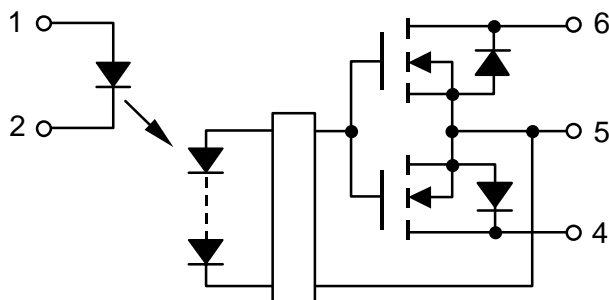
FEATURES

- 6 pin DIP (DIP6)
- 1-Form-A
- Peak Off-State Voltage : 600 V (MIN.)
- Trigger LED Current : 5mA (MAX.)
- On-State Current : 100 mA (MAX.)
- On-State Resistance : 35 Ω (MAX.)
- Isolation Voltage : 5000 Vrms (MIN.)

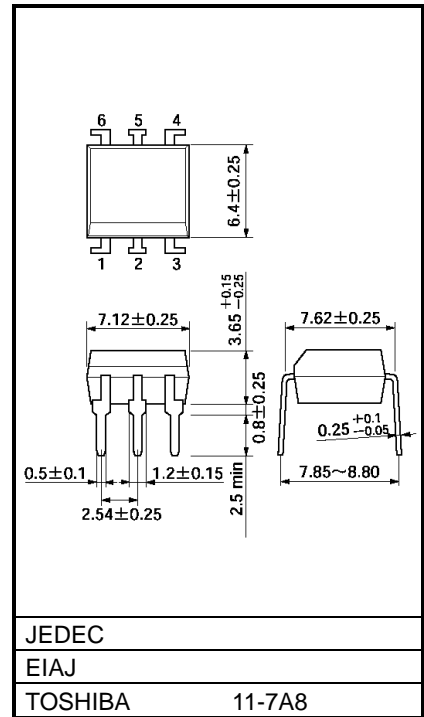
PIN CONFIGURATION (TOL VIEW)



SCHEMATIC



Unit: mm



Weight: 0.4 g

MAXIMUM RATINGS (Ta = 25°C)

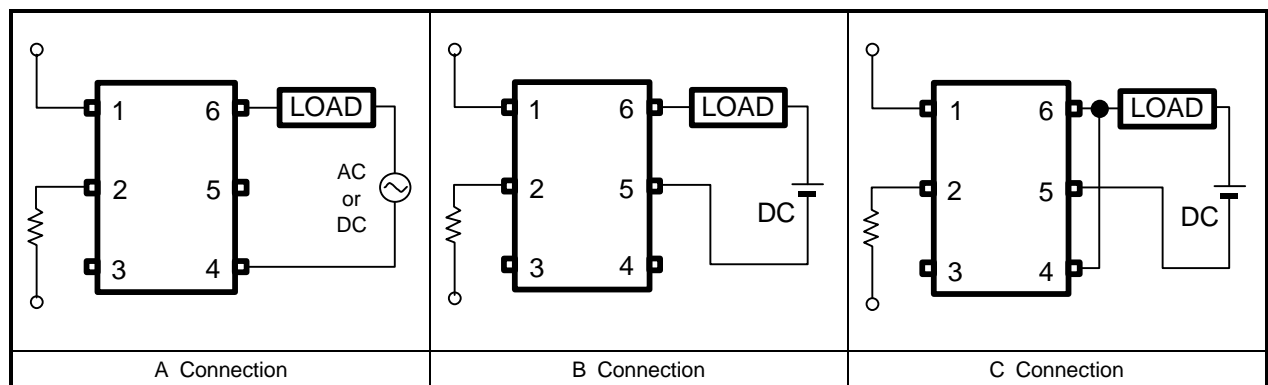
CHARACTERISTIC		SYMBOL	RATING	UNIT	
LED	Forward Current	I_F	50	mA	
	Forward Current Derating (Ta ≥ 25°C)	$\Delta I_F/^\circ\text{C}$	-0.5	mA/°C	
	Peak Forward Current (100 μs pulse, 100 pps)	I_{FP}	1	A	
	Reverse Voltage	V_R	5	V	
	Junction Temperature	T_j	125	°C	
DETECTOR	Off-State Output Terminal Voltage	V_{OFF}	600	V	
	On-State Current	A Connection	I_{ON}	100	mA
		B Connection		100	
		C Connection		200	
	On-State Current Derating (Ta ≥ 25°C)	A Connection	$\Delta I_{ON}/^\circ\text{C}$	-1.0	mA/°C
		B Connection		-1.0	
		C Connection		-2.0	
Junction Temperature	T_j	125	°C		
Storage Temperature Range		T_{stg}	-55~125	°C	
Operating Temperature Range		T_{opr}	-40~85	°C	
Lead Soldering Temperature (10 s)		T_{sol}	260	°C	
Isolation Voltage (AC, 1 minute, R.H. ≤ 60%) (NOTE1)		BV_S	5000	Vrms	

(NOTE1) : Device considered a two-terminal device : Pins 1, 2 and 3 shorted together, and pins 4, 5 and 6 shorted together.

RECOMMENDED OPERATING CONDITIONS

CHARACTERISTIC	SYMBOL	MIN.	TYP.	MAX.	UNIT
Supply Voltage	V_{DD}	—	—	480	V
Forward Current	I_F	7.5	15	25	mA
On-State Current	I_{ON}	—	—	100	mA
Operating Temperature	T_{opr}	-20	—	65	°C

CIRCUIT CONNECTIONS



INDIVIDUAL ELECTRICAL CHARACTERISTICS (Ta = 25°C)

CHARACTERISTIC		SYMBOL	TEST CONDITION	MIN.	TYP.	MAX.	UNIT
LED	Forward Voltage	V_F	$I_F = 10 \text{ mA}$	1.0	1.15	1.3	V
	Reverse Current	I_R	$V_R = 5 \text{ V}$	—	—	10	μA
	Capacitance	C_T	$V = 0, f = 1 \text{ MHz}$	—	30	—	pF
DETECTOR	Off-State Current	I_{OFF}	$V_{OFF} = 600 \text{ V}$	—	—	1	μA
	Capacitance	C_{OFF}	$V = 0, f = 1 \text{ MHz}$	—	120	—	pF

COUPLED ELECTRICAL CHARACTERISTICS (Ta = 25°C)

CHARACTERISTIC		SYMBOL	TEST CONDITION	MIN.	TYP.	MAX.	UNIT
Trigger LED Current		I_{FT}	$I_{ON} = 100 \text{ mA}$	—	1.6	5	mA
Close LED Current		I_{FC}	$I_{OFF} = 100 \mu\text{A}$	0.1	—	—	mA
On-State Resistance	A Connection	R_{ON}	$I_{ON} = 100 \text{ mA}, I_F = 10 \text{ mA}, t < 1 \text{ s}$	—	25	35	Ω
			$I_{ON} = 100 \text{ mA}, I_F = 10 \text{ mA}$	—	30	45	
	B Connection		$I_{ON} = 100 \text{ mA}, I_F = 10 \text{ mA}$	—	23	35	
	C Connection		$I_{ON} = 200 \text{ mA}, I_F = 10 \text{ mA}$	—	12	—	

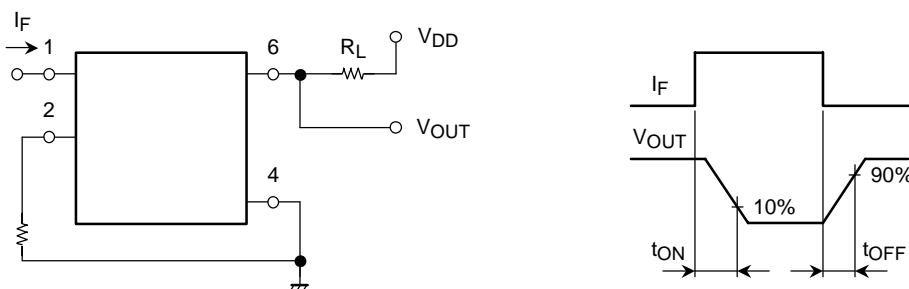
ISOLATION CHARACTERISTICS (Ta = 25°C)

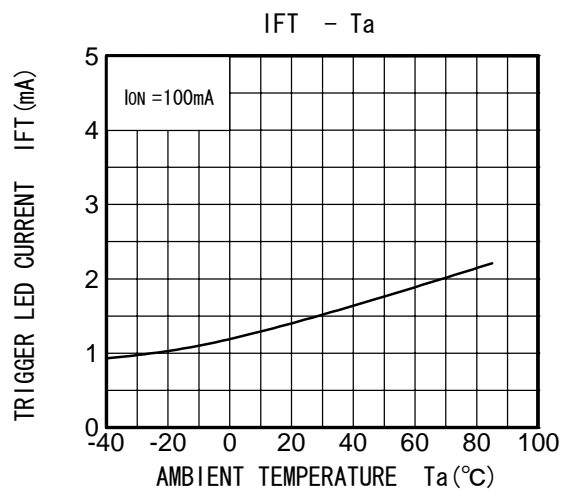
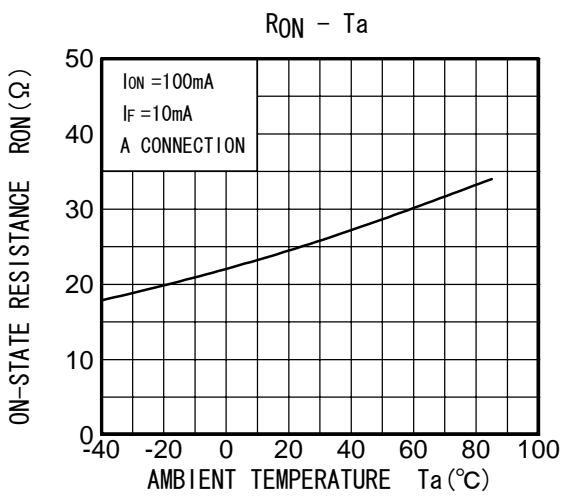
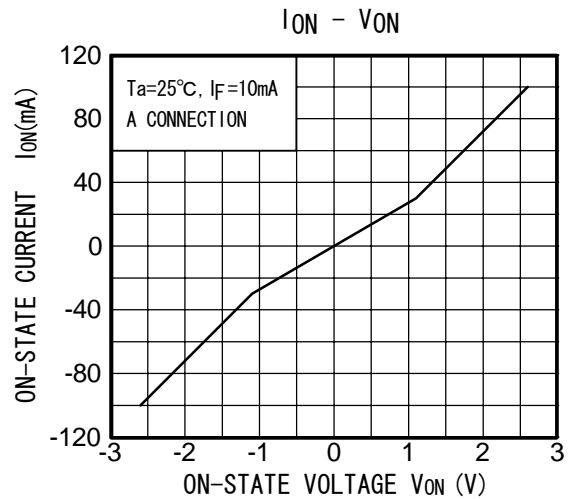
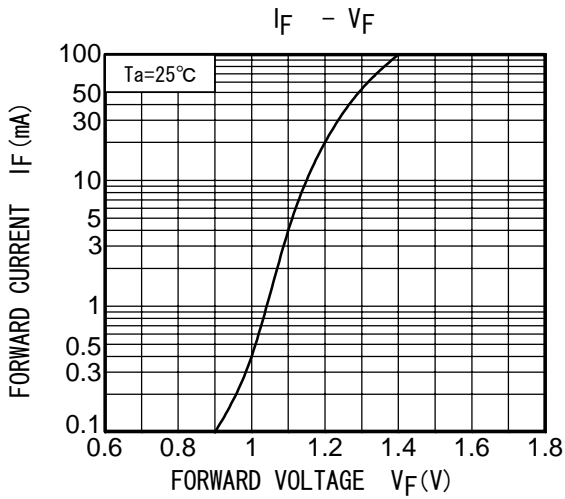
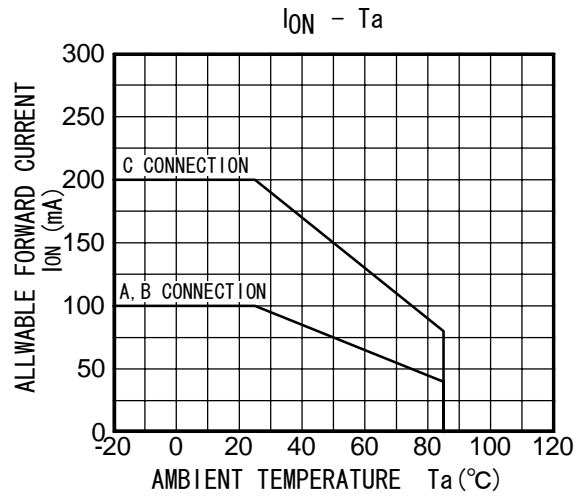
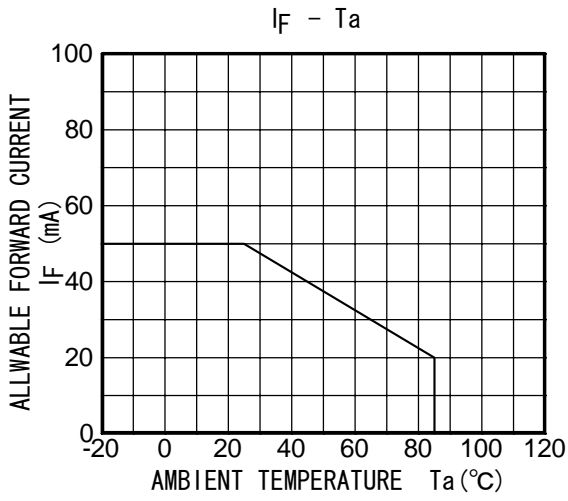
CHARACTERISTIC	SYMBOL	TEST CONDITION	MIN.	TYP.	MAX.	UNIT
Capacitance Input to Output	C_S	$V_S = 0 \text{ V}, f = 1 \text{ MHz}$	—	0.8	—	pF
Isolation Resistance	R_S	$V_S = 500 \text{ V}, \text{R.H.} \leq 60\%$	5×10^{10}	10^{14}	—	Ω
Isolation Voltage	BV_S	AC, 1 minute	5000	—	—	Vrms
		AC, 1 second (in oil)	—	10000	—	Vrms
		DC, 1 minute (in oil)	—	10000	—	Vdc

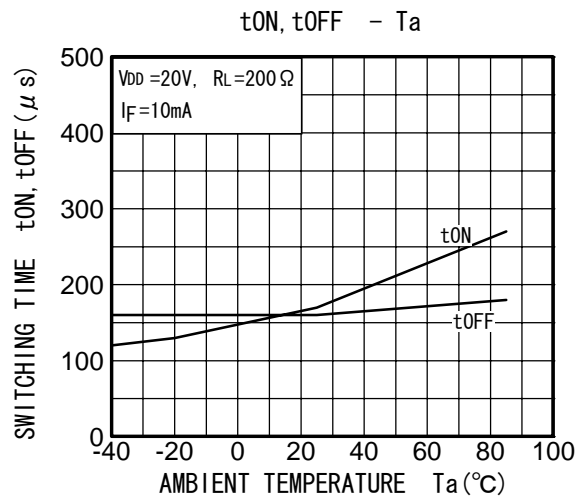
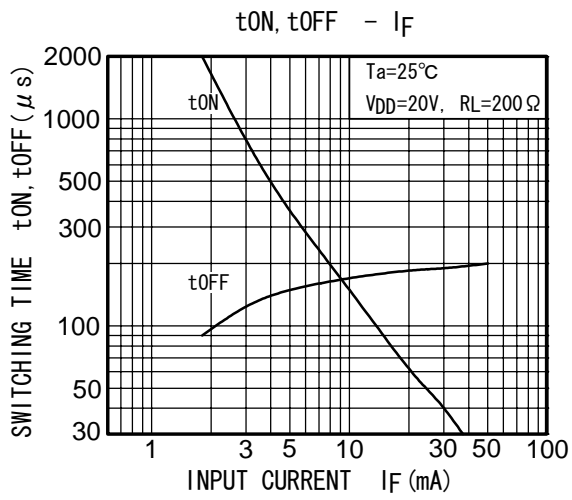
SWITCHING CHARACTERISTICS (Ta = 25°C)

CHARACTERISTIC	SYMBOL	TEST CONDITION	MIN.	TYP.	MAX.	UNIT
Turn-on Time	t_{ON}	$R_L = 200 \Omega$ (NOTE 2) $V_{DD} = 20 \text{ V}, I_F = 10 \text{ mA}$	—	0.2	1.5	ms
Turn-off Time	t_{OFF}		—	0.2	1	

(NOTE 2) : SWITCHING TIME TEST CIRCUIT







RESTRICTIONS ON PRODUCT USE

000707EBC

- TOSHIBA is continually working to improve the quality and reliability of its products. Nevertheless, semiconductor devices in general can malfunction or fail due to their inherent electrical sensitivity and vulnerability to physical stress. It is the responsibility of the buyer, when utilizing TOSHIBA products, to comply with the standards of safety in making a safe design for the entire system, and to avoid situations in which a malfunction or failure of such TOSHIBA products could cause loss of human life, bodily injury or damage to property.
In developing your designs, please ensure that TOSHIBA products are used within specified operating ranges as set forth in the most recent TOSHIBA products specifications. Also, please keep in mind the precautions and conditions set forth in the "Handling Guide for Semiconductor Devices," or "TOSHIBA Semiconductor Reliability Handbook" etc..
- The TOSHIBA products listed in this document are intended for usage in general electronics applications (computer, personal equipment, office equipment, measuring equipment, industrial robotics, domestic appliances, etc.). These TOSHIBA products are neither intended nor warranted for usage in equipment that requires extraordinarily high quality and/or reliability or a malfunction or failure of which may cause loss of human life or bodily injury ("Unintended Usage"). Unintended Usage include atomic energy control instruments, airplane or spaceship instruments, transportation instruments, traffic signal instruments, combustion control instruments, medical instruments, all types of safety devices, etc.. Unintended Usage of TOSHIBA products listed in this document shall be made at the customer's own risk.
- Gallium arsenide (GaAs) is a substance used in the products described in this document. GaAs dust and fumes are toxic. Do not break, cut or pulverize the product, or use chemicals to dissolve them. When disposing of the products, follow the appropriate regulations. Do not dispose of the products with other industrial waste or with domestic garbage.
- The products described in this document are subject to the foreign exchange and foreign trade laws.
- The information contained herein is presented only as a guide for the applications of our products. No responsibility is assumed by TOSHIBA CORPORATION for any infringements of intellectual property or other rights of the third parties which may result from its use. No license is granted by implication or otherwise under any intellectual property or other rights of TOSHIBA CORPORATION or others.
- The information contained herein is subject to change without notice.