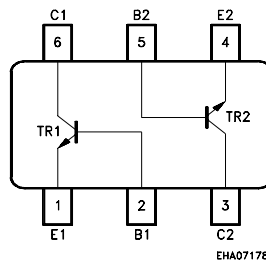
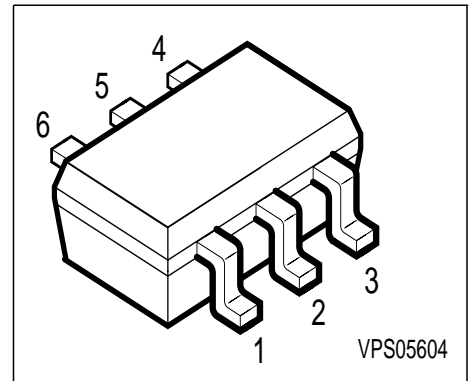


### NPN Silicon AF Transistor Array

- For AF input stages and driver applications
- High current gain
- Low collector-emitter saturation voltage
- Two ( galvanic) internal isolated Transistors with high matching in one package



Type	Marking	Ordering Code	Pin Configuration			Package
BC 846S	1Ds	Q62702-C2529	1/4=E1/E2	2/5=B1/B2	3/6=C2/C1	SOT-363

### Maximum Ratings

Parameter	Symbol	Value	Unit
Collector-emitter voltage	$V_{CEO}$	65	V
Collector-base voltage	$V_{CBO}$	80	
Collector-emitter voltage	$V_{CES}$	80	
Emitter-base voltage	$V_{EBO}$	6	
DC collector current	$I_C$	100	mA
Peak collector current	$I_{CM}$	200	
Total power dissipation, $T_S = 115\text{ °C}$	$P_{tot}$	250	mW
Junction temperature	$T_j$	150	°C
Storage temperature	$T_{stg}$	- 65...+150	

### Thermal Resistance

Junction ambient <sup>1)</sup>	$R_{thJA}$	≤275	K/W
Junction - soldering point	$R_{thJS}$	≤140	

1) Package mounted on pcb 40mm x 40mm x 1.5mm / 0.5cm<sup>2</sup> Cu

### Electrical Characteristics at $T_A=25^\circ\text{C}$ , unless otherwise specified

Parameter	Symbol	Values			Unit
		min.	typ.	max.	
<b>DC Characteristics per Transistor</b>					
Collector-emitter breakdown voltage $I_C = 10 \text{ mA}, I_B = 0$	$V_{(BR)CEO}$	65	-	-	V
Collector-base breakdown voltage $I_C = 10 \mu\text{A}, I_B = 0$	$V_{(BR)CBO}$	80	-	-	
Collector-emitter breakdown voltage $I_C = 10 \mu\text{A}, V_{BE} = 0$	$V_{(BR)CES}$	80	-	-	
Emitter-base breakdown voltage $I_E = 10 \mu\text{A}, I_C = 0$	$V_{(BR)EBO}$	6	-	-	
Collector cutoff current $V_{CB} = 30 \text{ V}, I_E = 0$	$I_{CBO}$	-	-	15	nA
Collector cutoff current $V_{CB} = 30 \text{ V}, I_E = 0, T_A = 150^\circ\text{C}$	$I_{CBO}$	-	-	5	$\mu\text{A}$
DC current gain 1) $I_C = 10 \mu\text{A}, V_{CE} = 5 \text{ V}$ $I_C = 2 \text{ mA}, V_{CE} = 5 \text{ V}$	$h_{FE}$	- 200	250 290	- 450	-
Collector-emitter saturation voltage 1) $I_C = 10 \text{ mA}, I_B = 0.5 \text{ mA}$ $I_C = 100 \text{ mA}, I_B = 5 \text{ mA}$	$V_{CEsat}$	- -	90 200	250 650	mV
Base-emitter saturation voltage 1) $I_C = 10 \text{ mA}, I_B = 0.5 \text{ mA}$ $I_C = 100 \text{ mA}, I_B = 5 \text{ mA}$	$V_{BEsat}$	- -	700 900	- -	
Base-emitter voltage 1) $I_C = 2 \text{ mA}, V_{CE} = 5 \text{ V}$ $I_C = 10 \text{ mA}, V_{CE} = 5 \text{ V}$	$V_{BE(ON)}$	580 -	660 -	700 770	

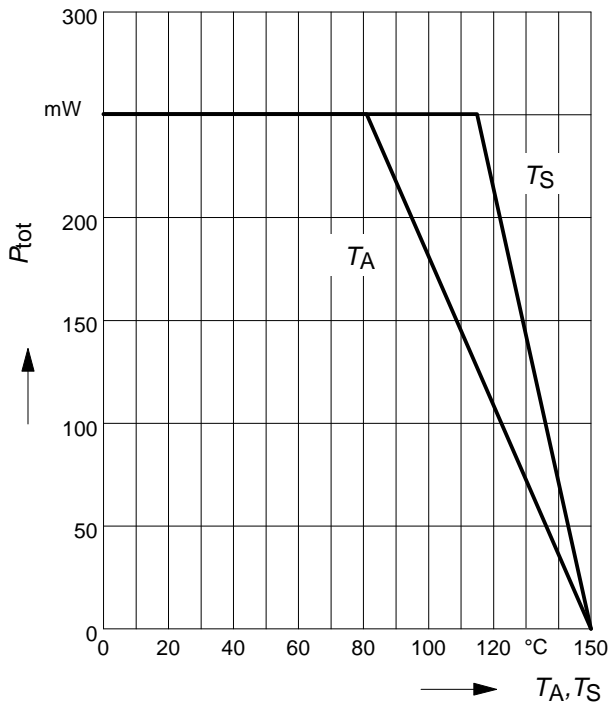
1) Pulse test:  $t < 300\mu\text{s}$ ;  $D < 2\%$

### Electrical Characteristics at $T_A=25^\circ\text{C}$ , unless otherwise specified

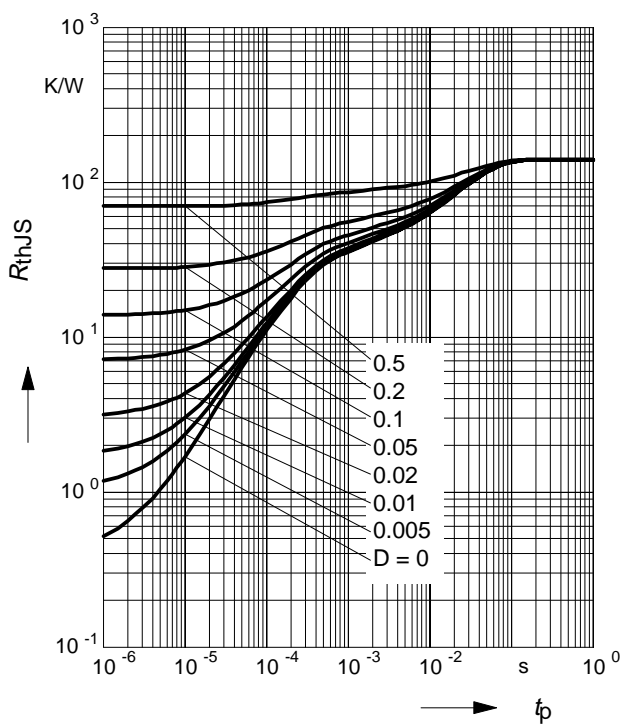
Parameter	Symbol	Values			Unit
		min.	typ.	max.	
<b>AC Characteristics per Transistor</b>					
Transition frequency $I_C = 20 \text{ mA}, V_{CE} = 5 \text{ V}, f = 100 \text{ MHz}$	$f_T$	-	250	-	MHz
Collector-base capacitance $V_{CB} = 10 \text{ V}, f = 1 \text{ MHz}$	$C_{cb}$	-	2	-	pF
Emitter-base capacitance $V_{EB} = 0.5 \text{ V}, f = 1 \text{ MHz}$	$C_{eb}$	-	10	-	
Short-circuit input impedance $I_C = 2 \text{ mA}, V_{CE} = 5 \text{ V}, f = 1 \text{ kHz}$	$h_{11e}$	-	4.5	-	k $\Omega$
Open-circuit reverse voltage transfer ratio $I_C = 2 \text{ mA}, V_{CE} = 5 \text{ V}, f = 1 \text{ kHz}$	$h_{12e}$	-	2	-	$10^{-4}$
Short-circuit forward current transfer ratio $I_C = 2 \text{ mA}, V_{CE} = 5 \text{ V}, f = 1 \text{ kHz}$	$h_{21e}$	-	330	-	-
Open-circuit output admittance $I_C = 2 \text{ mA}, V_{CE} = 5 \text{ V}, f = 1 \text{ kHz}$	$h_{22e}$	-	30	-	$\mu\text{S}$

### Total power dissipation $P_{tot} = f(T_A^*; T_S)$

\* Package mounted on epoxy

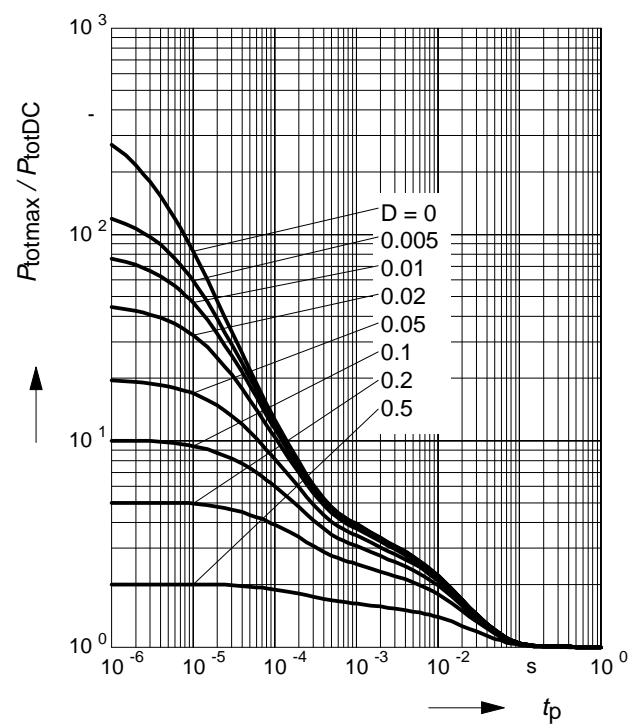


### Permissible Pulse Load $R_{thJS} = f(t_p)$



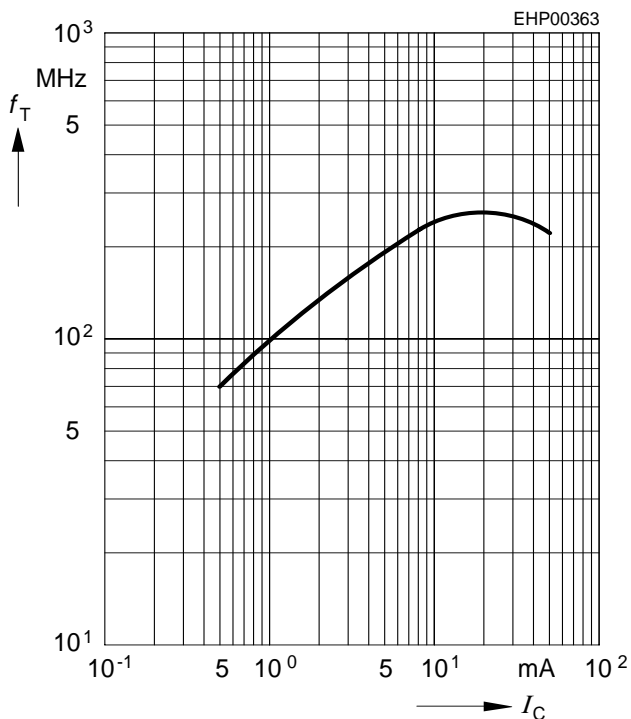
### Permissible Pulse Load

$$P_{totmax} / P_{totDC} = f(t_p)$$



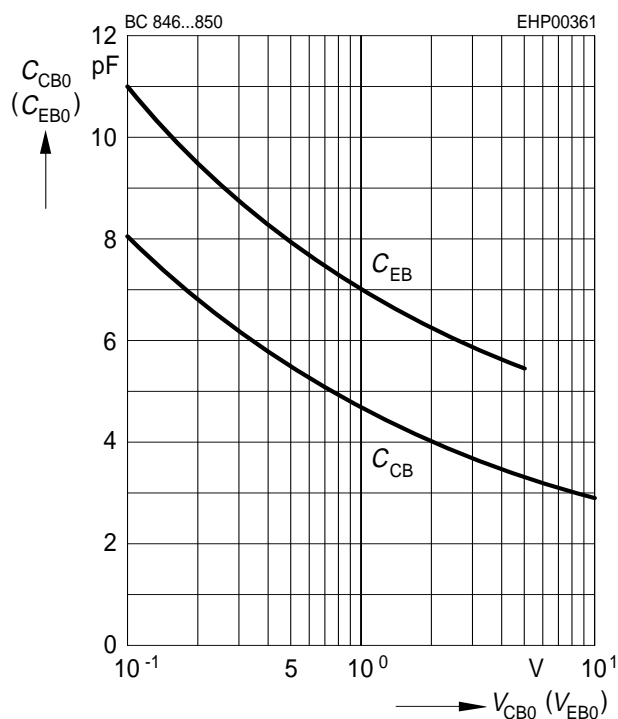
### Transition frequency $f_T = f(I_C)$

$V_{CE} = 5V$



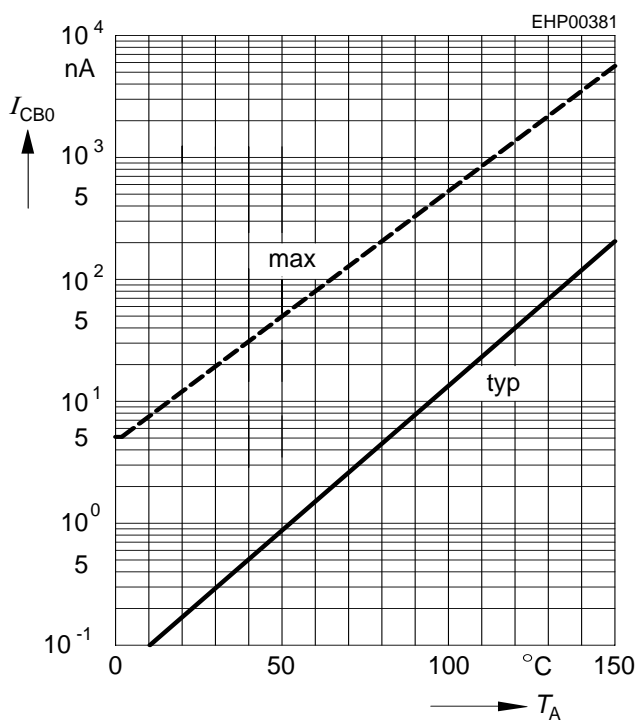
### Collector-base capacität $C_{CB} = f(V_{CB0})$

Emitter-base capacität  $C_{EB} = f(V_{EB0})$



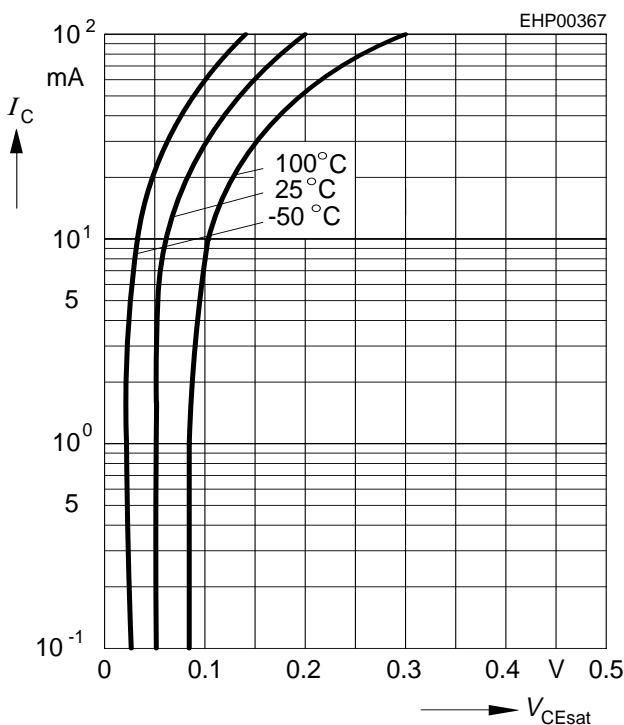
### Collector cutoff current $I_{CBO} = f(T_A)$

$V_{CB} = 30V$



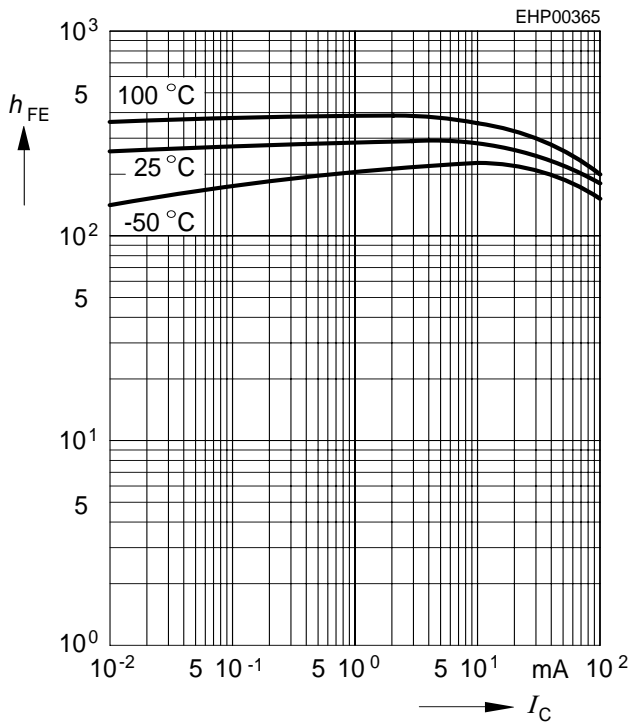
### Collector-emitter saturation voltage

$I_C = f(V_{CEsat}), h_{FE} = 20$



### DC current gain $h_{FE} = f(I_C)$

$V_{CE} = 5V$



### Base-emitter saturation voltage

$I_C = f(V_{BEsat}), h_{FE} = 20$

