

# 2SB1155

## Silicon PNP epitaxial planar type

For power switching

Complementary to 2SD1706

### Features

- Low collector to emitter saturation voltage  $V_{CE(sat)}$
- Satisfactory linearity of forward current transfer ratio  $h_{FE}$
- Large collector current  $I_C$
- Full-pack package which can be installed to the heat sink with one screw

### Absolute Maximum Ratings ( $T_C=25^\circ\text{C}$ )

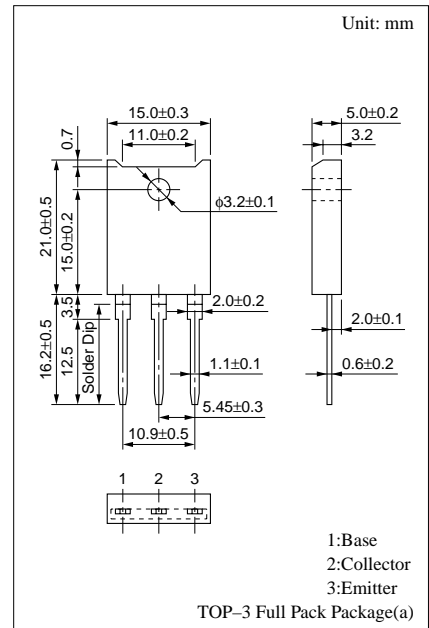
Parameter	Symbol	Rated	Unit	
Collector to base voltage	$V_{CBO}$	-130	V	
Collector to emitter voltage	$V_{CEO}$	-80	V	
Emitter to base voltage	$V_{EBO}$	-7	V	
Peak collector current	$I_{CP}$	-25	A	
Collector current	$I_C$	-15	A	
Collector power dissipation	$P_C$	$T_C=25^\circ\text{C}$	80	W
		$T_a=25^\circ\text{C}$	3	
Junction temperature	$T_j$	150	$^\circ\text{C}$	
Storage temperature	$T_{stg}$	-55 to +150	$^\circ\text{C}$	

### Electrical Characteristics ( $T_C=25^\circ\text{C}$ )

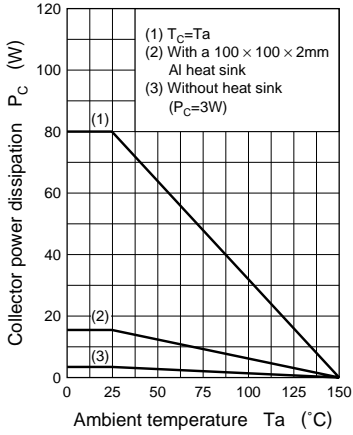
Parameter	Symbol	Conditions	min	typ	max	Unit
Collector cutoff current	$I_{CBO}$	$V_{CB} = -100\text{V}, I_E = 0$			-10	$\mu\text{A}$
Emitter cutoff current	$I_{EBO}$	$V_{EB} = -5\text{V}, I_C = 0$			-50	$\mu\text{A}$
Collector to emitter voltage	$V_{CEO}$	$I_C = -10\text{mA}, I_B = 0$	-80			V
Forward current transfer ratio	$h_{FE1}$	$V_{CE} = -2\text{V}, I_C = -0.1\text{A}$	45			
	$h_{FE2}^*$	$V_{CE} = -2\text{V}, I_C = -3\text{A}$	90		260	
	$h_{FE3}$	$V_{CE} = -2\text{V}, I_C = -8\text{A}$	30			
Collector to emitter saturation voltage	$V_{CE(sat)1}$	$I_C = -7\text{A}, I_B = -0.35\text{A}$			-0.5	V
	$V_{CE(sat)2}$	$I_C = -15\text{A}, I_B = -1.5\text{A}$			-1.5	V
Base to emitter saturation voltage	$V_{BE(sat)1}$	$I_C = -7\text{A}, I_B = -0.35\text{A}$			-1.5	V
	$V_{BE(sat)2}$	$I_C = -15\text{A}, I_B = -1.5\text{A}$			-2.5	V
Transition frequency	$f_T$	$V_{CE} = -10\text{V}, I_C = -0.5\text{A}, f = 10\text{MHz}$		25		MHz
Turn-on time	$t_{on}$	$I_C = -7\text{A}, I_{B1} = -0.7\text{A}, I_{B2} = 0.7\text{A}, V_{CC} = -50\text{V}$		0.5		$\mu\text{s}$
Storage time	$t_{stg}$			1.3		$\mu\text{s}$
Fall time	$t_f$			0.2		$\mu\text{s}$

\* $h_{FE2}$  Rank classification

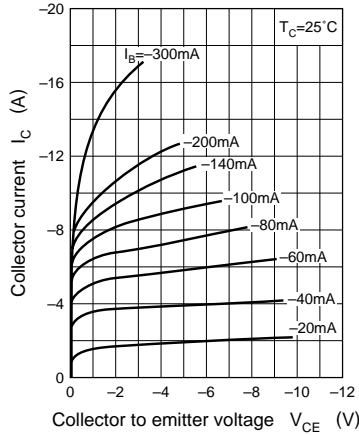
Rank	Q	P
$h_{FE2}$	90 to 180	130 to 260



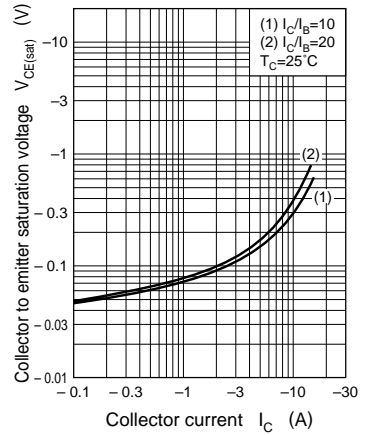
$P_C - T_a$



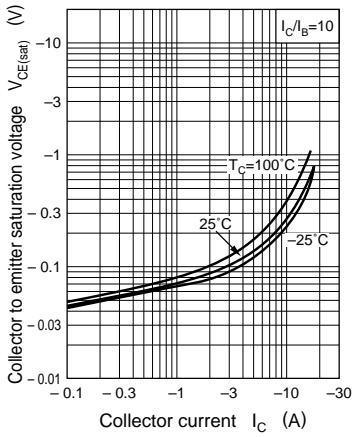
$I_C - V_{CE}$



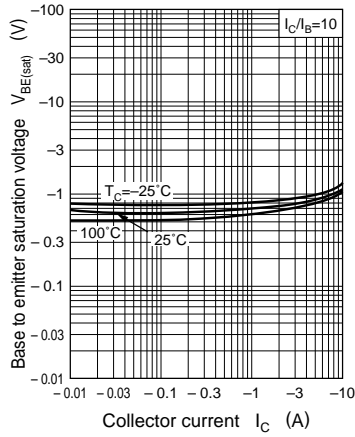
$V_{CE(sat)} - I_C$



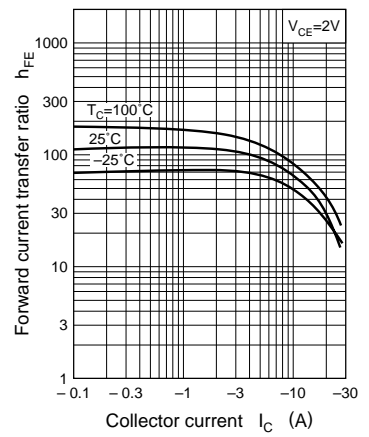
$V_{CE(sat)} - I_C$



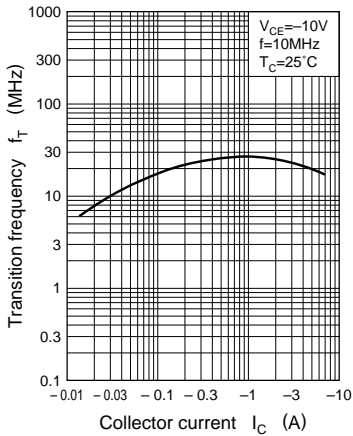
$V_{BE(sat)} - I_C$



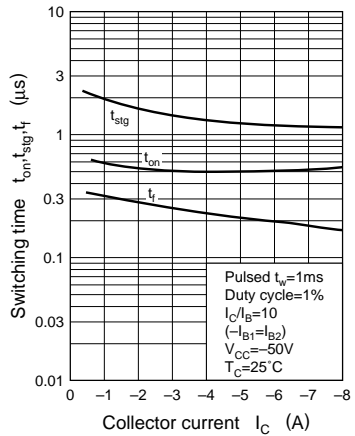
$h_{FE} - I_C$



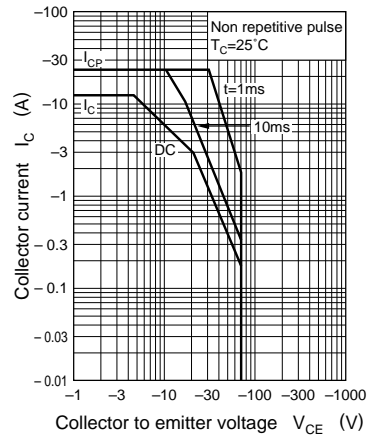
$f_T - I_C$



$t_{on}, t_{stg}, t_f - I_C$



Area of safe operation (ASO)



$$R_{th(t)} - t$$

