

POWER ZENERS

5 Watt

UZ5706 SERIES
UZ5806 SERIES

4

FEATURES

- 2 Times Greater Surge Rating than Conventional 10 Watt Zeners
- Small Physical Size

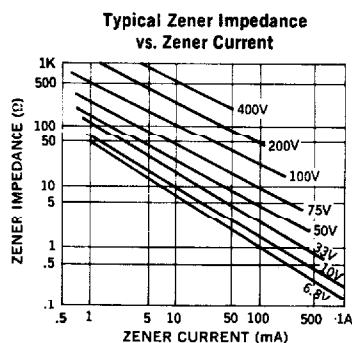
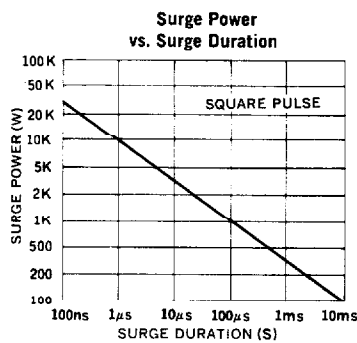
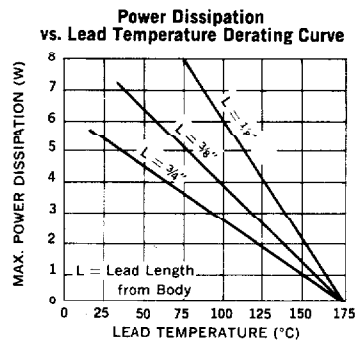
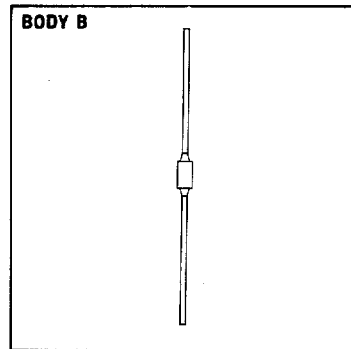
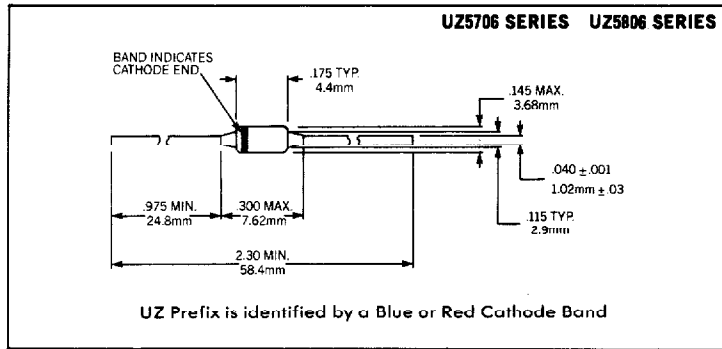
DESCRIPTION

Fused-in-glass, metallurgically-bonded 5 watt zeners.

ABSOLUTE MAXIMUM RATINGS

Zener Voltage, V_z	6.8 to 400V
Continuous Current	See Table
Surge Current (8.3ms)	See Table
Surge Power	See Graph
Power	See Lead Temperature Derating Curve
Storage and Operating Temperature	-65°C to +175°C

MECHANICAL SPECIFICATIONS



Microsemi Corp.
Watertown
The diode experts

Type *		Electrical Specifications at 25°C							Maximum Ratings	
		Nominal Zener Voltage † V _Z @ I _{ZT}	Test Current I _{ZT}	Max. Zener Impedance § Z _Z @ I _{ZT}	Maximum Reverse Leakage Current			Typ. Temp. Coeff. T _C @ I _{ZT}	Maximum Continuous Current* I _{ZM}	Maximum Surge Current ‡ I _{SM}
					I _R	± 5% V _R	± 10% V _R			
±5% Tolerance	±10% Tolerance	Volts	mA	Ohms	µA	Volts	Volts	%/°C	mA	Amps
UZ5706	UZ5806	6.8	175	1.0	500	5.2	4.9	.05	675	40
UZ5707	UZ5807	7.5	175	1.5	400	5.7	5.4	.06	620	32
UZ5708	UZ5808	8.2	150	1.5	200	6.2	5.9	.06	570	24
UZ5709	UZ5809	9.1	150	2.0	100	6.9	6.6	.06	510	22
UZ5710	UZ5810	10.0	125	2.0	75	7.6	7.2	.07	470	20
UZ5712	UZ5812	12	100	2.5	50	9.1	8.6	.07	385	18
UZ5713	UZ5813	13	100	3.0	25	9.9	9.3	.08	350	16
UZ5714	UZ5814	14	100	3.0	20	10.6	10.1	.08	320	14
UZ5715	UZ5815	15	75	3.5	15	11.4	10.8	.08	300	12
UZ5716	UZ5816	16	75	3.5	10	12.2	11.5	.08	275	10
UZ5718	UZ5818	18	65	4.0	10	13.7	12.9	.085	255	9.0
UZ5720	UZ5820	20	65	4.5	10	15.2	14.4	.085	220	8.0
UZ5722	UZ5822	22	50	5.0	10	16.7	15.8	.085	195	7.0
UZ5724	UZ5824	24	50	5.0	10	18.2	17.3	.090	180	6.5
UZ5727	UZ5827	27	50	6.0	10	20.6	19.4	.090	155	6.0
UZ5730	UZ5830	30	40	8	10	22.8	21.6	.09	140	5.5
UZ5733	UZ5833	33	40	10	5	25.1	23.7	.09	130	5.0
UZ5736	UZ5836	36	30	11	5	27.4	25.9	.095	120	4.5
UZ5740	UZ5840	40	30	14	5	30.4	28.8	.095	105	4.0
UZ5745	UZ5845	45	30	20	5	34.2	32.4	.095	95	3.5
UZ5750	UZ5850	50	25	25	5	38.0	36.0	.095	85	3.0
UZ5756	UZ5856	56	20	35	5	42.6	40.3	.095	80	2.8
UZ5760	UZ5860	60	20	40	5	45.7	43.2	.100	75	2.5
UZ5770	UZ5870	70	20	50	5	53.3	50.5	.100	65	2.3
UZ5775	UZ5875	75	15	55	5	56.0	54.0	.100	60	2.0
UZ5780	UZ5880	80	15	80	5	60.8	57.7	.100	55	1.8
UZ5790	UZ5890	90	15	90	5	68.5	64.8	.100	50	1.6
UZ5110	UZ5210	100	10	100	5	76.0	72.0	.100	45	1.4
UZ5111	UZ5211	110	10	125	5	83.6	79.2	.100	40	1.2
UZ5112	UZ5212	120	10	170	5	91.2	86.4	.100	38	1.0
UZ5113	UZ5213	130	10	190	5	98.8	93.6	.105	35	0.80
UZ5114	UZ5214	140	8	230	5	106.0	101.0	.105	33	0.80
UZ5115	UZ5215	150	8	330	5	114.0	108.0	.105	31	0.75
UZ5116	UZ5216	160	8	350	5	122.0	115.0	.105	30	0.70
UZ5117	UZ5217	170	8	380	5	129.0	122.0	.105	27	0.65
UZ5118	UZ5218	180	5	450	5	137	129	.110	25	0.60
UZ5119	UZ5219	190	5	470	5	144	137	.110	24	0.55
UZ5120	UZ5220	200	5	500	5	152	144	.110	22	0.50
UZ5122	UZ5222	220	5	550	5	167	158	.115	20	0.45
UZ5124	UZ5224	240	5	650	5	182	173	.115	18	0.40
UZ5126	UZ5226	260	5	750	5	198	187	.120	17	0.35
UZ5128	UZ5228	280	4	850	5	213	202	.120	16	0.30
UZ5130	UZ5230	300	4	950	5	228	216	.120	15	0.25
UZ5132	UZ5232	320	4	1100	5	243	230	.120	14	0.24
UZ5134	UZ5234	340	4	1200	5	258	245	.120	13	0.23
UZ5136	UZ5236	360	3	1400	5	274	259	.120	12	0.22
UZ5138	UZ5238	380	3	1500	5	289	274	.120	12	0.21
UZ5140	UZ5240	400	3	1800	5	304	288	.120	11	0.20

Temperature Range: Operating and Storage -65°C to +175°C.

- * Specify 20% tolerance by changing the second numeral of type number from 8 to 9 (UZ5809 becomes UZ5909) or from 2 to 3 (UZ5211 becomes UZ5311).
- † All zener voltages are measured with an automated test set using a 35 millisecond test time. Longer or shorter test times will have a corresponding effect on the measured value due to heating effects.
- § Zener impedance is derived from the 60-cycle AC voltage created when AC current with RMS value of 10% of DC zener test current is superimposed on the test current.
- * Maximum current based on 5 watt rating. See lead temperature derating curves for proper mounting methods.
- ‡ Figures shown are for a peak sinusoidal surge current of 8.3ms duration using 60 cycle AC. The 8.3ms square pulse rating is 71% of the value shown.

Several of the above types now have JEDEC 1N type numbers. The following cross-reference table lists the appropriate 1N numbers; specifications are same as above.

JEDEC #	MICROSEMI TYPE	JEDEC #	MICROSEMI TYPE	JEDEC #	MICROSEMI TYPE
1N5118	UZ5714	1N5124	UZ5780	1N5130	UZ5128
1N5119	UZ5740	1N5125	UZ5790	1N5131	UZ5132
1N5120	UZ5745	1N5126	UZ5114	1N5132	UZ5134
1N5121	UZ5750	1N5127	UZ5117	1N5133	UZ5138
1N5122	UZ5760	1N5128	UZ5119	1N5134	UZ5140
1N5123	UZ5770	1N5129	UZ5126		