

# BZX84C2V4 – BZX84C39

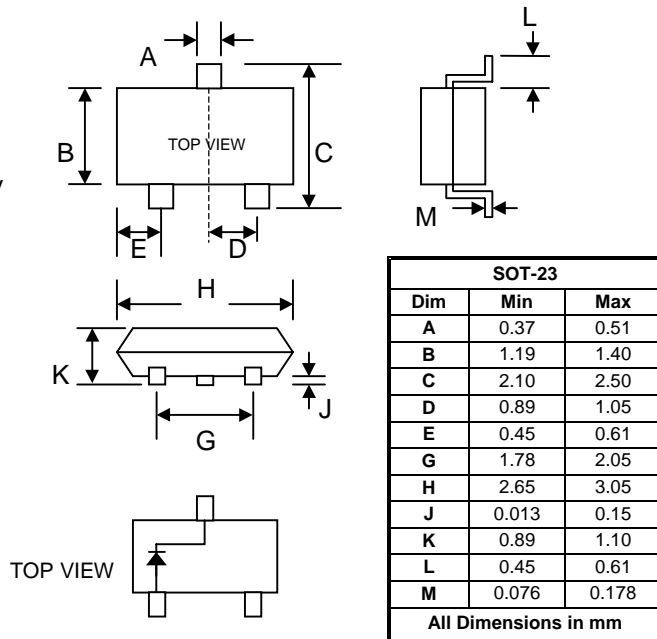
## 350mW SURFACE MOUNT ZENER DIODE

### Features

- Planar Die Construction
- 350mW Power Dissipation
- 2.4 – 39V Nominal Zener Voltage
- 5% Standard Vz Tolerance
- Designed for Surface Mount Application
- Plastic Material – UL Recognition Flammability Classification 94V-O

### Mechanical Data

- Case: SOT-23, Molded Plastic
- Terminals: Plated Leads Solderable per MIL-STD-202, Method 208
- Polarity: See Diagram
- Weight: 0.008 grams (approx.)
- Marking: Device Code (See Table Next Page)



### Maximum Ratings @ $T_A=25^\circ\text{C}$ unless otherwise specified

Characteristic	Symbol	Value	Unit
Peak Pulse Power Dissipation at $T_A = 25^\circ\text{C}$ (Note 1)	$P_d$	350	mW
Forward Voltage @ $I_F = 10\text{mA}$	$V_F$	0.9	V
Thermal Resistance Junction to Ambient (Note 1)	$R_{\theta JA}$	357	$^\circ\text{C/W}$
Operating and Storage Temperature Range	$T_J, T_{STG}$	-65 to +150	$^\circ\text{C}$

Note: 1. Valid provided that device terminals are kept at ambient temperature.

**Electrical Characteristics** @ $T_A=25^{\circ}\text{C}$  unless otherwise specified

Type Number (Note 1)	Device Marking Code	Zener Voltage Range (Note 2)			Maximum Zener Impedance (Note 3)				Max Reverse Leakage Current		Temp. Coefficient of Zener Voltage @ $I_{ZT}$ mV / $^{\circ}\text{C}$	
		$V_Z @ I_{ZT}$			$Z_{ZT} @ I_{ZT}$		$Z_{ZK} @ I_{ZK}$		$I_R$	@ $V_R$	Min	Max
		Nom (V)	Min (V)	Max (V)	( $\Omega$ )	(mA)	( $\Omega$ )	(mA)	( $\mu\text{A}$ )	(V)		
BZX84C2V4	W1	2.4	2.28	2.56	100	5.0	600	1.0	50	1.0	-3.5	0
BZX84C2V7	W2	2.7	2.5	2.9	100	5.0	600	1.0	20	1.0	-3.5	0
BZX84C3	W3	3.0	2.8	3.2	95	5.0	600	1.0	10	1.0	-3.5	0
BZX84C3V3	W4	3.3	3.1	3.5	95	5.0	600	1.0	5.0	1.0	-3.5	0
BZX84C3V6	W5	3.6	3.4	3.8	90	5.0	600	1.0	5.0	1.0	-3.5	0
BZX84C3V9	W6	3.9	3.7	4.1	90	5.0	600	1.0	3.0	1.0	-3.5	0
BZX84C4V3	W7	4.3	4.0	4.6	90	5.0	600	1.0	3.0	1.0	-3.5	0
BZX84C4V7	W8	4.7	4.4	5.0	80	5.0	500	1.0	3.0	2.0	-3.5	0.2
BZX84C5V1	W9	5.1	4.8	5.4	60	5.0	480	1.0	2.0	2.0	-2.7	1.2
BZX84C5V6	WA	5.6	5.2	6.0	40	5.0	400	1.0	1.0	2.0	-2.0	2.5
BZX84C6V2	WB	6.2	5.8	6.6	10	5.0	150	1.0	3.0	4.0	0.4	3.7
BZX84C6V8	WC	6.8	6.4	7.2	15	5.0	80	1.0	2.0	4.0	1.2	4.5
BZX84C7V5	WD	7.5	7.0	7.9	15	5.0	80	1.0	1.0	5.0	2.5	5.3
BZX84C8V2	WE	8.2	7.7	8.7	15	5.0	80	1.0	0.7	5.0	3.2	6.2
BZX84C9V1	WF	9.1	8.5	9.6	15	5.0	100	1.0	0.5	6.0	3.8	7.0
BZX84C10	WG	10	9.4	10.6	20	5.0	150	1.0	0.2	7.0	4.5	8.0
BZX84C11	WH	11	10.4	11.6	20	5.0	150	1.0	0.1	8.0	5.4	9.0
BZX84C12	WI	12	11.4	12.7	25	5.0	150	1.0	0.1	8.0	6.0	10
BZX84C13	WK	13	12.4	14.1	30	5.0	170	1.0	0.1	8.0	7.0	11
BZX84C15	WL	15	13.8	15.6	30	5.0	200	1.0	0.1	10.5	9.2	13
BZX84C16	WM	16	15.3	17.1	40	5.0	200	1.0	0.1	11.2	10.4	14
BZX84C18	WN	18	16.8	19.1	45	5.0	225	1.0	0.1	12.6	12.4	16
BZX84C20	WO	20	18.8	21.2	55	5.0	225	1.0	0.1	14	14.4	18
BZX84C22	WP	22	20.8	23.3	55	5.0	250	1.0	0.1	15.4	16.4	20
BZX84C24	WR	24	22.8	25.6	70	5.0	250	1.0	0.1	16.8	18.4	22
BZX84C27	WS	27	25.1	28.9	80	2.0	300	0.5	0.1	18.9	21.4	25.3
BZX84C30	WT	30	28	32	80	2.0	300	0.5	0.1	21	24.4	29.4
BZX84C33	WU	33	31	35	80	2.0	325	0.5	0.1	23.1	27.4	33.4
BZX84C36	WW	36	34	38	90	2.0	350	0.5	0.1	25.2	30.4	37.4
BZX84C39	WX	39	37	41	130	2.0	350	0.5	0.1	27.3	33.4	41.2

Note: 1. Type numbers listed have standard tolerance on the nominal zener voltage of  $\pm 5\%$ .

2. Measured with pulses  $t_p = 5\text{ms}$ .

3.  $f = 1\text{KHz}$

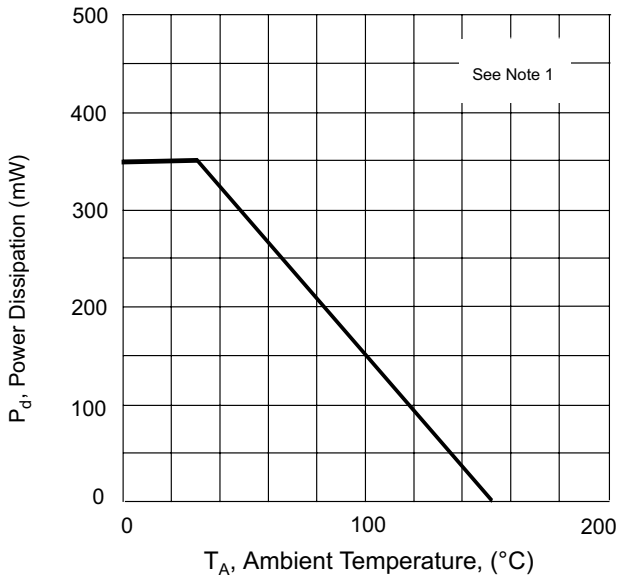


Fig. 1 Power Derating Curve

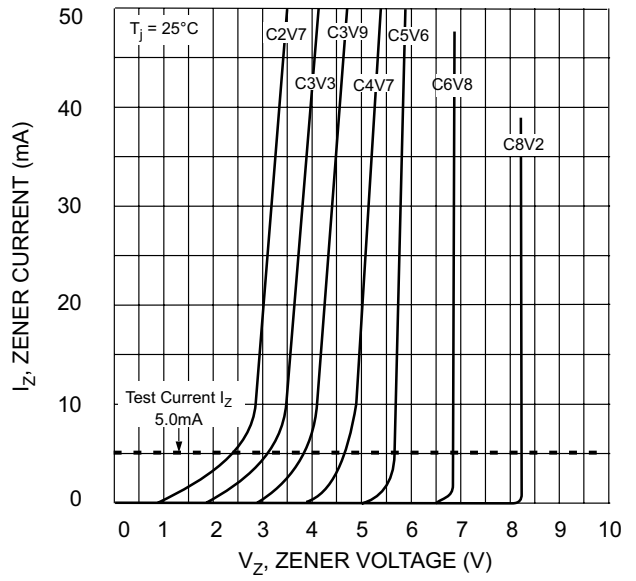


Fig. 2 Zener Breakdown Characteristics

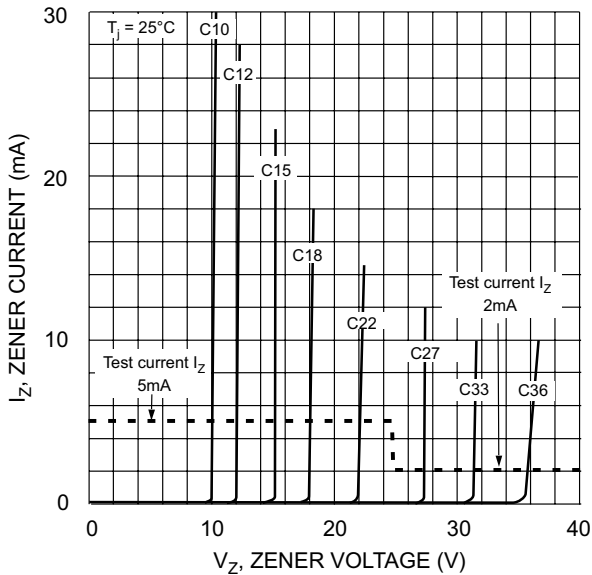


Fig. 3 Zener Breakdown Characteristics

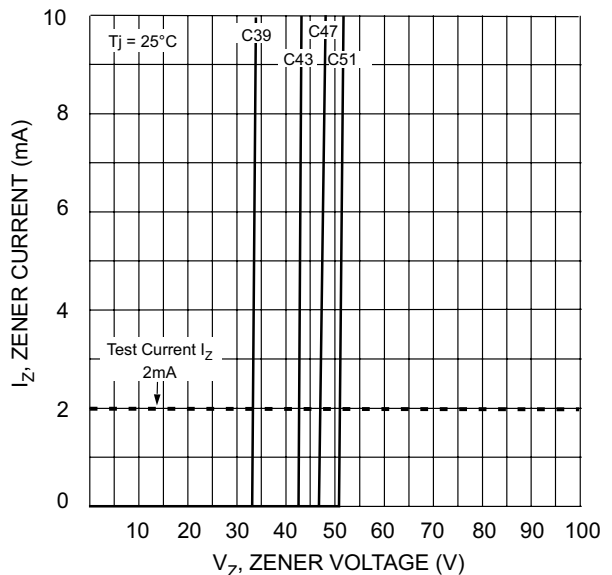


Fig. 4 Zener Breakdown Characteristics

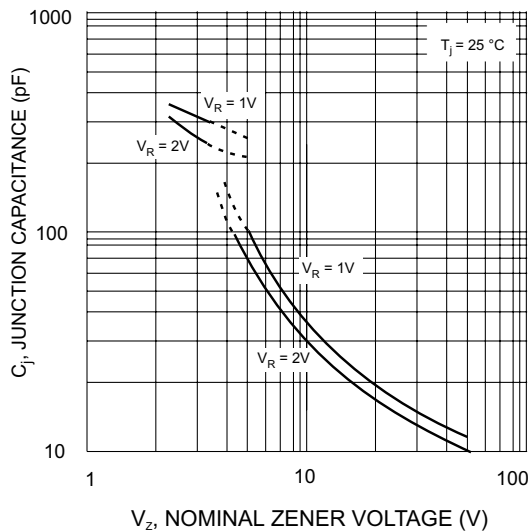


Fig. 5 Junction Capacitance vs Nominal Zener Voltage

## ORDERING INFORMATION

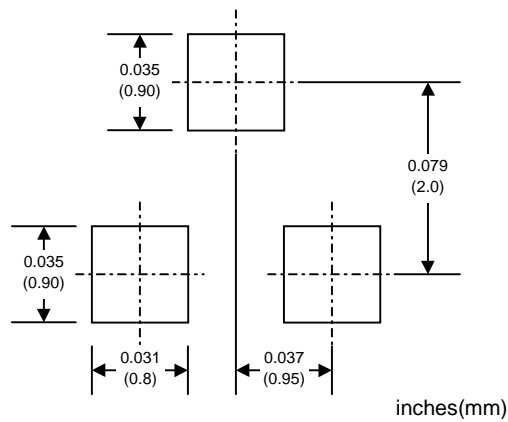
Product No. ♦	Package Type	Shipping Quantity
<b>BZX84Cxx-T1</b>	SOT-23	3000/Tape & Reel
BZX84Cxx-T3	SOT-23	10000/Tape & Reel

Products listed in **bold** are WTE **Preferred** devices.

♦T1 suffix refers to a 7" reel. T3 suffix refers to a 13" reel.

Shipping quantity given is for minimum packing quantity only. For minimum order quantity, please consult the Sales Department.

## RECOMMENDED FOOTPRINT



Won-Top Electronics Co., Ltd (WTE) has checked all information carefully and believes it to be correct and accurate. However, WTE cannot assume any responsibility for inaccuracies. Furthermore, this information does not give the purchaser of semiconductor devices any license under patent rights to manufacturer. WTE reserves the right to change any or all information herein without further notice.

**WARNING: DO NOT USE IN LIFE SUPPORT EQUIPMENT.** WTE power semiconductor products are not authorized for use as critical components in life support devices or systems without the express written approval.

**Won-Top Electronics Co., Ltd.**

No. 44 Yu Kang North 3rd Road, Chine Chen Dist., Kaohsiung, Taiwan

**Phone:** 886-7-822-5408 or 886-7-822-5410

**Fax:** 886-7-822-5417

**Email:** sales@wontop.com

**Internet:** <http://www.wontop.com>

*We power your everyday.*