

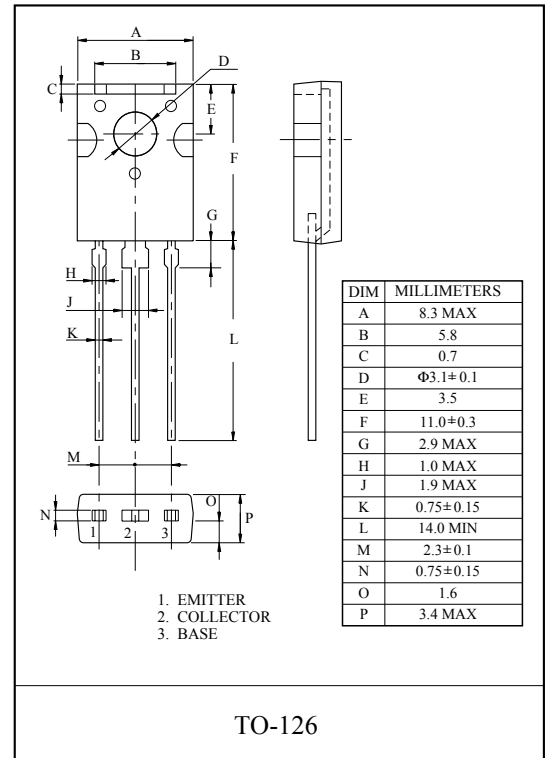
GENERAL PURPOSE DARLINGTON TRANSISTOR.

FEATURES

- High DC Current Gain : $h_{FE}=3000(\text{Min.})$
($V_{CE}=2V, I_C=1A$)

MAXIMUM RATING (Ta=25°C)

CHARACTERISTIC	SYMBOL	RATING	UNIT
Collector-Base Voltage	V_{CBO}	80	V
Collector-Emitter Voltage	V_{CEO}	60	V
Emitter-Base Voltage	V_{EBO}	10	V
Collector Current	I_C	4	A
Base Current	I_B	0.5	A
Collector Power Dissipation (Tc=25°C)	P_C	15	W
Junction Temperature	T_j	150	°C
Storage Temperature Range	T_{stg}	-55 ~ 150	°C

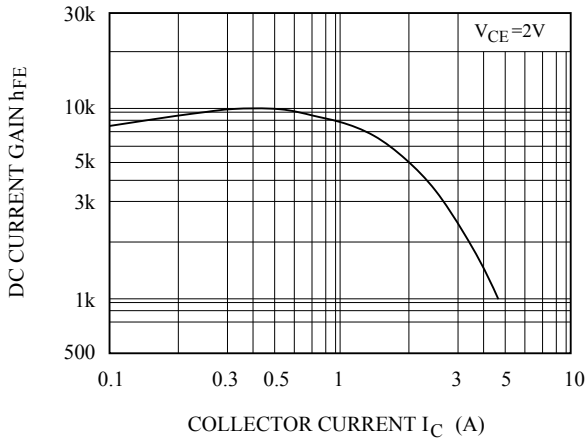


ELECTRICAL CHARACTERISTICS (Ta=25°C)

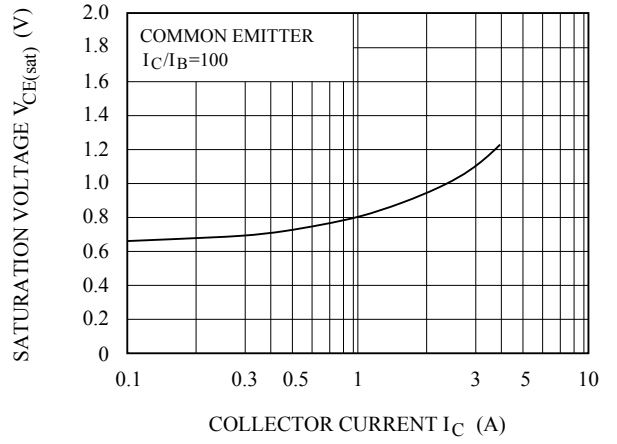
CHARACTERISTIC	SYMBOL	TEST CONDITION	MIN.	TYP.	MAX.	UNIT
Collector Cut-off Current	I_{CBO}	$V_{CB}=80V, I_E=0$	-	-	20	μA
Emitter Cut-off Current	I_{EBO}	$V_{EB}=10V, I_C=0$	-	-	100	μA
Collector-Emitter Breakdown Voltage	$V_{(BR)CEO}$	$I_C=10mA, I_B=0$	60	-	-	V
DC Current Gain	$h_{FE(1)}$	$V_{CE}=2V, I_C=1A$	3000	-	-	
	$h_{FE(2)}$	$V_{CE}=2V, I_C=3A$	1000	-	-	
Saturation Voltage	Collector-Emitter	$V_{CE(sat)}$	-	-	1.5	V
	Base-Emitter	$V_{BE(sat)}$	-	-	2.0	

KTD1411

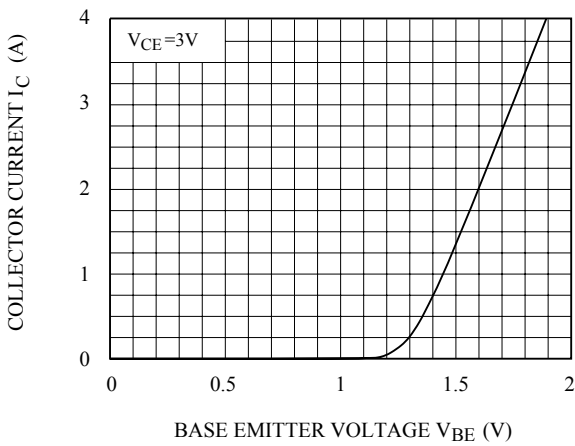
$h_{FE} - I_C$



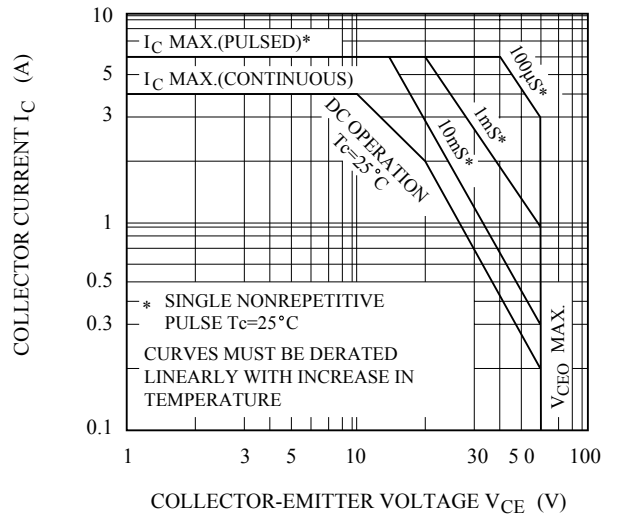
$V_{CE(sat)} - I_C$



$I_C - V_{BE}$



SAFE OPERATING AREA



$P_C - T_a$

