

LED Displays

Order code	Manufacturer code	Description
57-0420	SA04-11HWA	0.4" LED DISPLAY ANODE RED (RC)
57-0425	SC04-11HWA	0.4" LED DISPLAY CATHODE RED (RC)
57-0430	SA04-11EWA	0.4" LED DISPLAY ANODE HE RED (RC)
57-0435	SC04-11EWA	0.4" DISPLAY CATHODE HE RED (RC)
57-0440	SA04-11GWA	0.4" LED DISPLAY ANODE GREEN (RC)

LED Displays	Page 1 of 7
The enclosed information is believed to be correct, Information may change 'without notice' due to product improvement. Users should ensure that the product is suitable for their use. E. & O. E.	Revision A 04/07/2003

Kingbright®

10mm (0.4INCH) SINGLE DIGIT NUMERIC DISPLAYS

SA04-11	SC04-11
SA04-12	SC04-12
FX04-11	

Features

- 0.4 INCH DIGIT HEIGHT.
- LOW CURRENT OPERATION.
- EXCELLENT CHARACTER APPEARANCE.
- UNIVERSAL 1. OVERFLOW AVAILABLE.
- EASY MOUNTING ON P.C. BOARDS OR SOCKETS.
- I.C. COMPATIBLE.
- CATEGORIZED FOR LUMINOUS INTENSITY,
YELLOW AND GREEN CATEGORIZED FOR COLOR.
- MECHANICALLY RUGGED.
- STANDARD : GRAY FACE, WHITE SEGMENT.

Description

The Red source color device are made with Gallium Arsenide Phosphide Red Light Emitting Diode.

The Bright Red source color devices are made with Gallium Phosphide Red Light Emitting Diode.

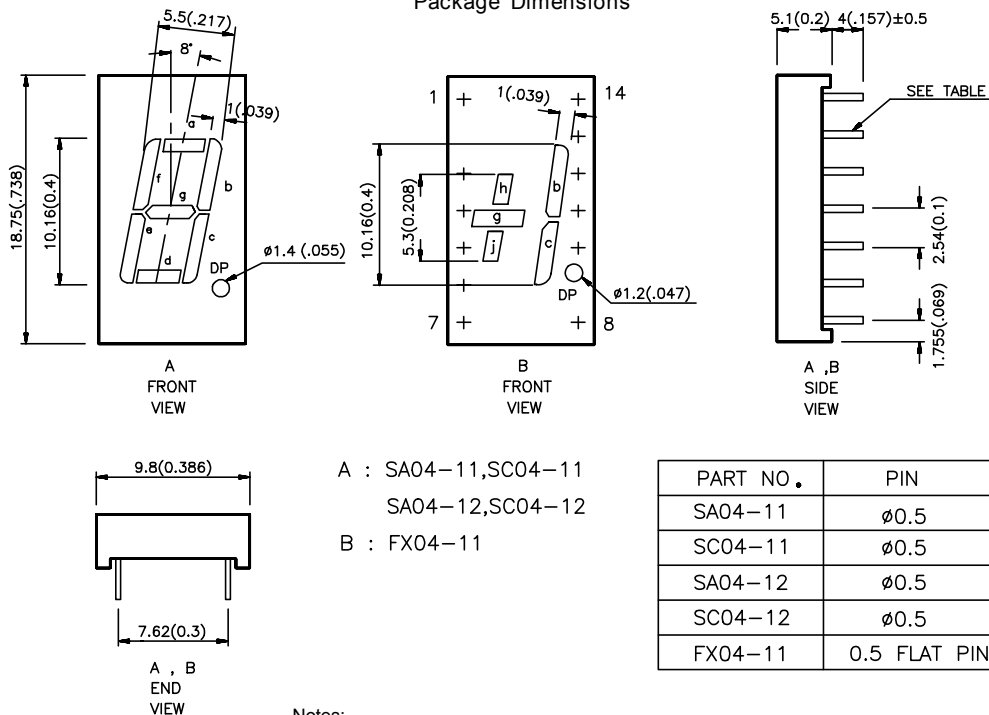
The Green source color devices are made with Gallium Phosphide Green Light Emitting Diode.

The High Efficiency Red source color devices are made with Gallium Arsenide Phosphide on Gallium Phosphide Orange Light Emitting Diode.

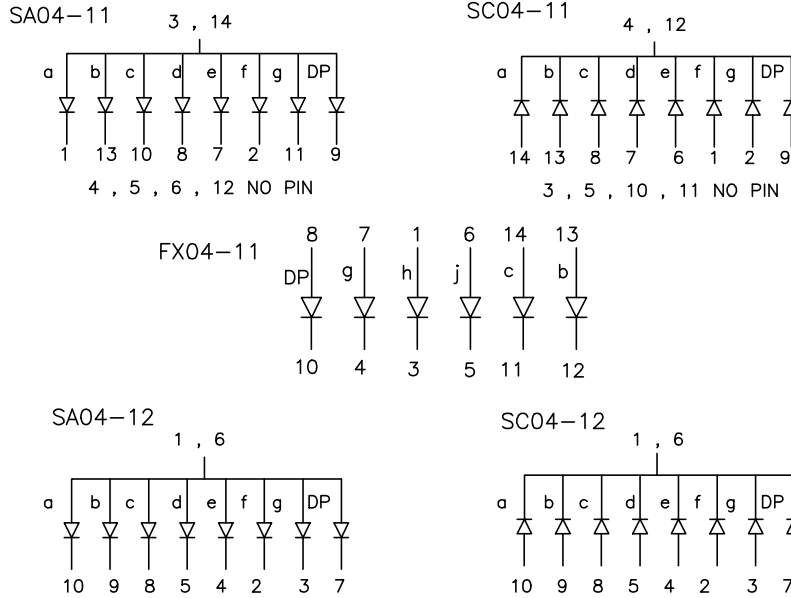
The Yellow source color devices are made with Gallium Arsenide Phosphide on Gallium Phosphide Yellow Light Emitting Diode.

The Super Bright Red source color devices are made with Gallium Aluminum Arsenide Red Light Emitting Diode.

Package Dimensions



Internal Circuit Diagram



Selection Guide

Part No.	Dice	Iv (ucd) @ 10 mA		Description
		Min.	Max.	
SA04-11RWA	RED (GaAsP)	140	560	Common Anode, Rt Hand Decimal
SC04-12RWA				Common Cathode Rt. Hand Decimal
SA04-11HWA	BRIGHT RED (GaP)	560	2200	Common Anode, Rt Hand Decimal
SC04-12HWA				Common Cathode Rt. Hand Decimal
SA04-11EWA	HIGH EFFICIENCY RED (GaAsP/GaP)	2200	9000	Common Anode, Rt Hand Decimal
SC04-12EWA				Common Cathode Rt. Hand Decimal
SA04-11GWA	GREEN (GaP)	1400	5600	Common Anode, Rt Hand Decimal
SC04-12GWA				Common Cathode Rt. Hand Decimal
SA04-11YWA	YELLOW (GaAsP/GaP)	1400	5600	Common Anode, Rt Hand Decimal
SC04-12YWA				Common Cathode Rt. Hand Decimal
SA04-11SRWA	SUPER BRIGHT RED (GaAlAs)	5600	14000	Common Anode, Rt Hand Decimal
FX04-11RWA	RED (GaAsP)	140	560	Universal 1. Overflow
FX04-11HWA	BRIGHT RED (GaP)	560	2200	Universal 1. Overflow
FX04-11EWA	HIGH EFFICIENCY RED (GaAsP/GaP)	2200	9000	Universal 1. Overflow
FX04-11GWA	GREEN (GaP)	1400	5600	Universal 1. Overflow
FX04-11YWA	YELLOW (GaAsP/GaP)	1400	5600	Universal 1. Overflow
FX04-11SRWA	SUPER BRIGHT RED (GaAlAs)	5600	14000	Universal 1. Overflow

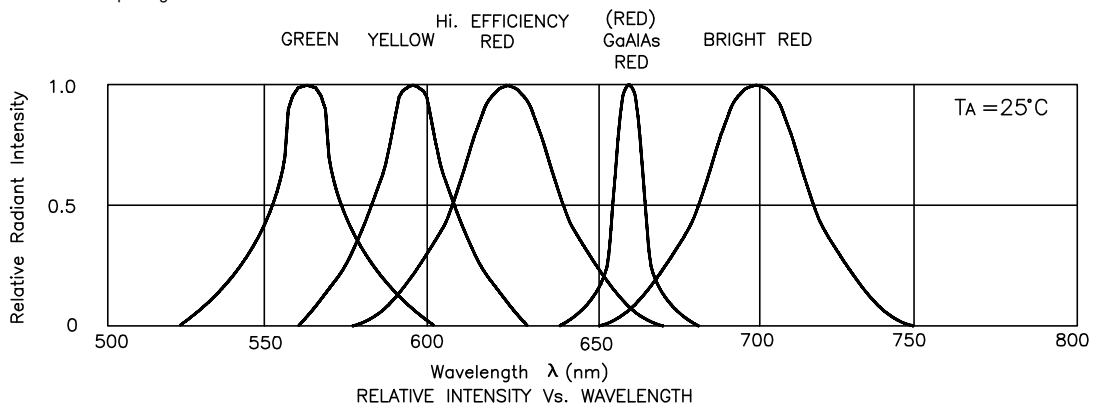
Electrical / Optical Characteristics at T_A=25°C

Symbol	Parameter	Device	Typ.	Max.	Units	Test Conditions
λ_{peak}	Peak Wavelength	Red Bright Red High Efficiency Red Green Yellow Super Bright Red	660 700 625 565 590 660		nm	IF=20mA
$\Delta\lambda_{1/2}$	Spectral Line Halfwidth	Red Bright Red High Efficiency Red Green Yellow Super Bright Red	20 45 45 30 35 20		nm	IF=20mA
C	Capacitance	Red Bright Red High Efficiency Red Green Yellow Super Bright Red	40 40 12 45 10 95		pF	VF=0V;f=1MHz
V _F	Forward Voltage	Red Bright Red High Efficiency Red Green Yellow Super Bright Red	1.7 2.0 2.0 2.2 2.1 1.85	2.1 2.5 2.5 2.5 2.5 2.5	V	IF=20mA
I _R	Reverse Current	All	10		uA	VR = 5V

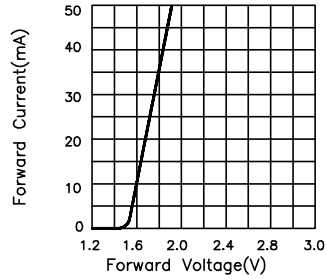
Absolute Maximum Ratings at T_A=25°C °C

Parameter	Red	Bright Red	High Efficiency Red	Green	Yellow	Super Bright Red	Units
Power dissipation	120	120	105	105	105	100	mW
DC Forward Current	30	25	30	25	30	30	mA
Peak Forward Current [1]	150	150	150	150	150	150	mA
Reverse Voltage	5	5	5	5	5	5	V
Operating/Storage Temperature	-40°C To +85 °C						
Lead Soldering Temperature [2]	260°C For 5 Seconds						

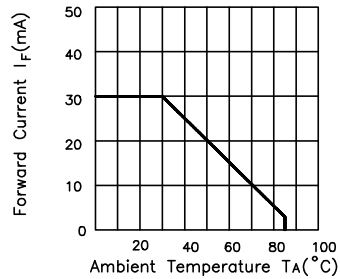
Notes:
 1. 1/10 Duty Cycle, 0.1ms Pulse Width.
 2. 4mm below package base.



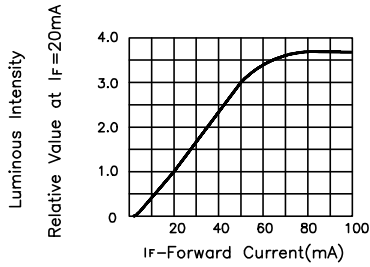
Red



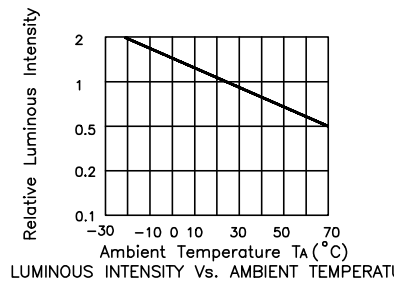
FORWARD CURRENT Vs. FORWARD VOLTAGE



FORWARD CURRENT DERATING CURVE

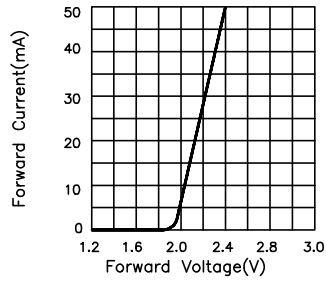


LUMINOUS INTENSITY Vs. FORWARD CURRENT

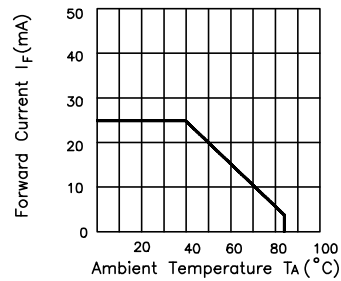


LUMINOUS INTENSITY Vs. AMBIENT TEMPERATURE

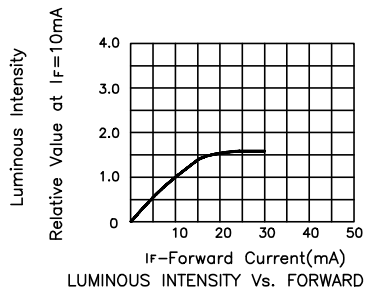
Bright Red



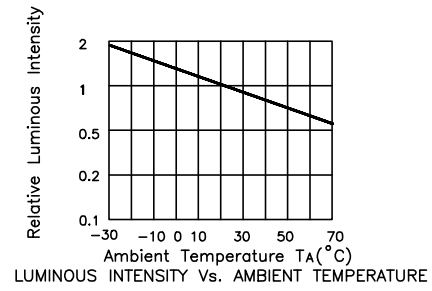
FORWARD CURRENT Vs. FORWARD VOLTAGE



FORWARD CURRENT DERATING CURVE

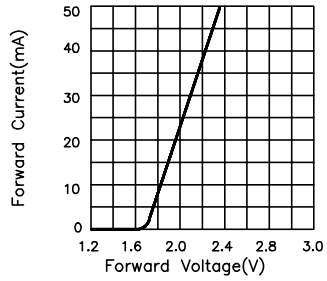


LUMINOUS INTENSITY Vs. FORWARD CURRENT

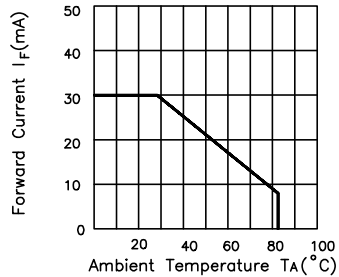


LUMINOUS INTENSITY Vs. AMBIENT TEMPERATURE

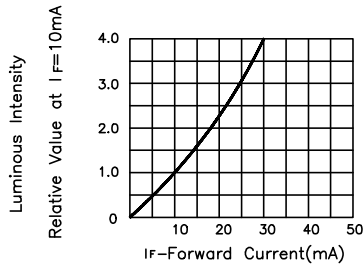
High Efficiency Red



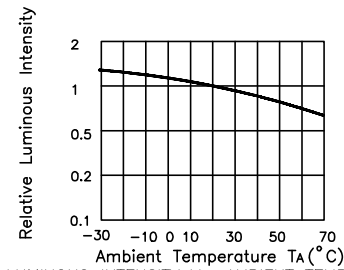
FORWARD CURRENT Vs. FORWARD VOLTAGE



FORWARD CURRENT DERATING CURVE

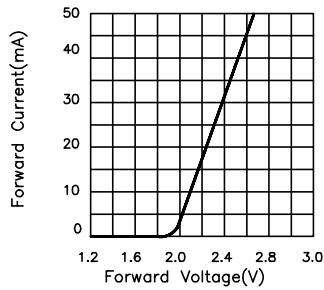


LUMINOUS INTENSITY Vs. FORWARD CURRENT

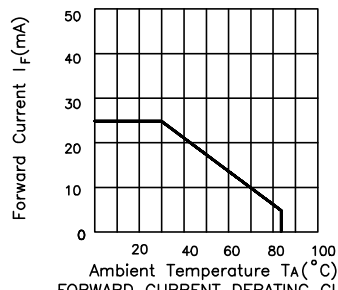


LUMINOUS INTENSITY Vs. AMBIENT TEMPERATURE

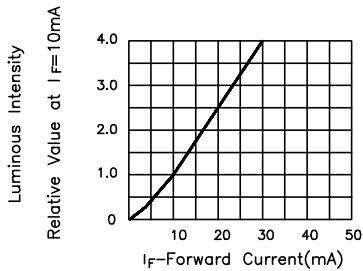
Green



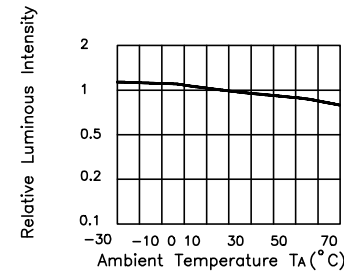
FORWARD CURRENT Vs. FORWARD VOLTAGE



FORWARD CURRENT DERATING CURVE

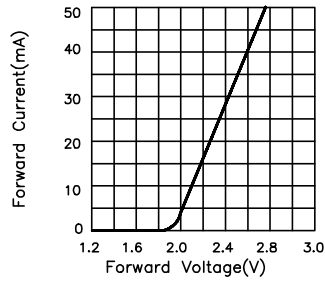


LUMINOUS INTENSITY Vs. FORWARD CURRENT

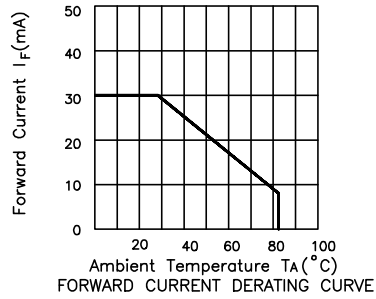


LUMINOUS INTENSITY Vs. AMBIENT TEMPERATURE

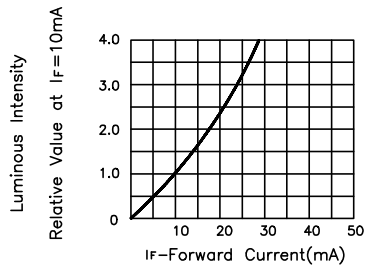
Yellow



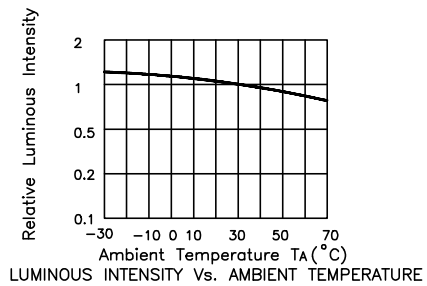
FORWARD CURRENT Vs. FORWARD VOLTAGE



FORWARD CURRENT DERATING CURVE

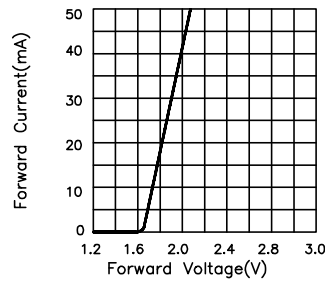


LUMINOUS INTENSITY Vs. FORWARD CURRENT

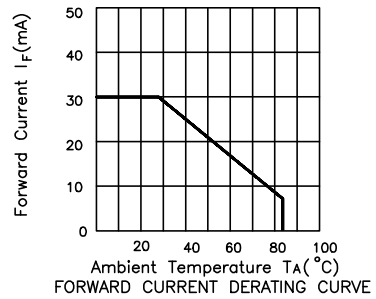


LUMINOUS INTENSITY Vs. AMBIENT TEMPERATURE

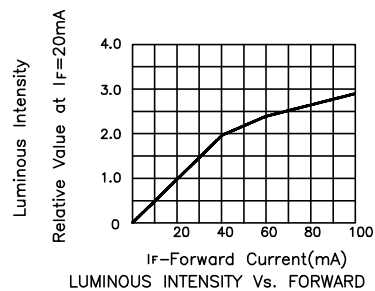
Super Bright Red



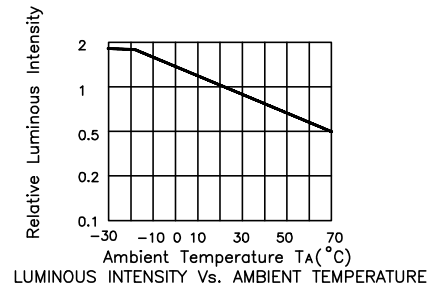
FORWARD CURRENT Vs. FORWARD VOLTAGE



FORWARD CURRENT DERATING CURVE



LUMINOUS INTENSITY Vs. FORWARD CURRENT



LUMINOUS INTENSITY Vs. AMBIENT TEMPERATURE